

MITSUBISHI

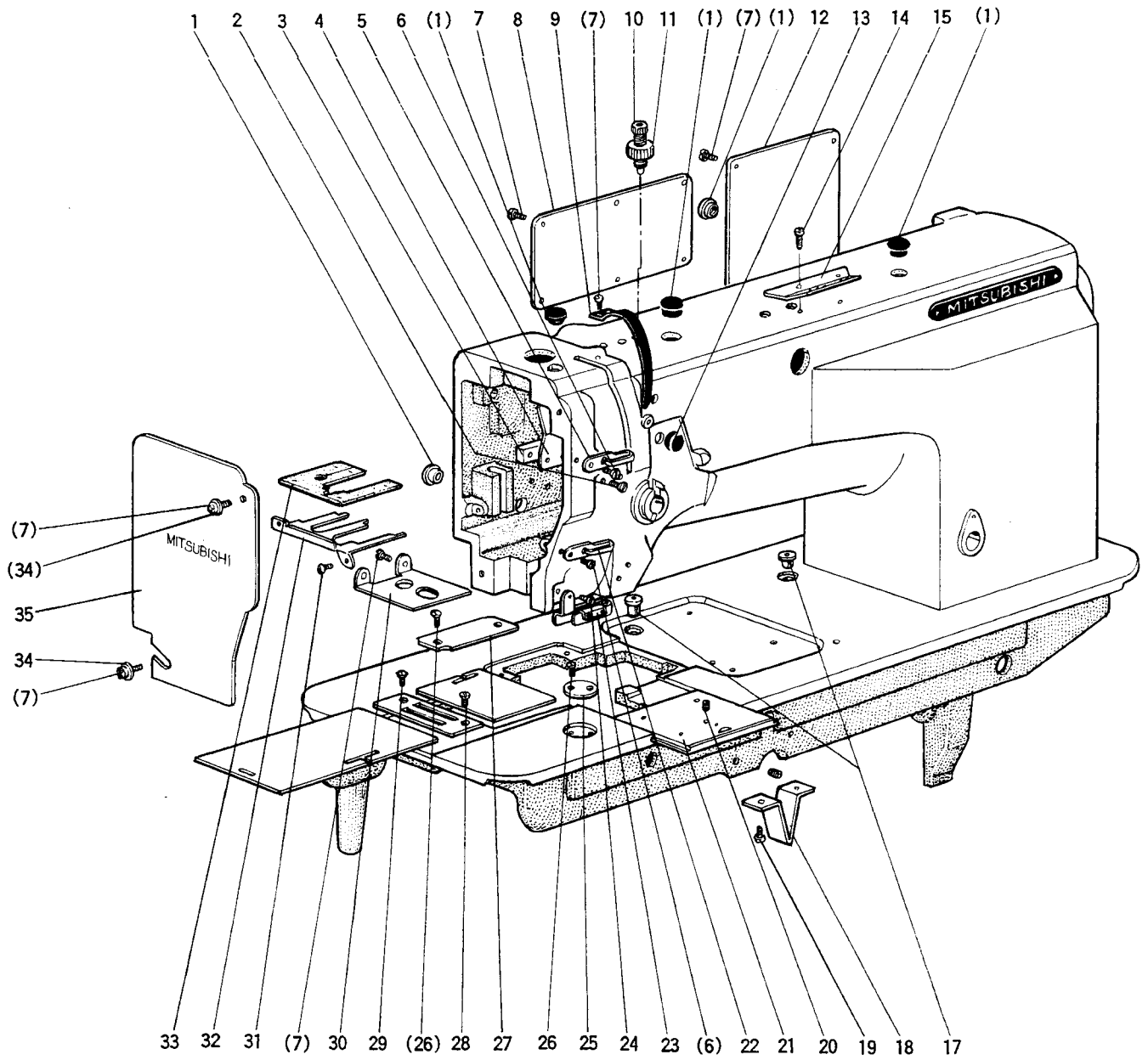
三菱工業用ミシン部品カタログ

Industrial Sewing Machine Parts Catalog

Model LT2-2220-L0B
 LT2-2220-M0B
 LT2-2220-B0B
 LT2-2230-L1T
 LT2-2230-M1TW
 LT2-2230-B1T

| 目次 | INDEX | Page |
|-----------------------|---|------|
| ① 本体部分 | Body & it's accessories | 2 |
| ② 上糸調節器部分(国内用)(I) | Thread tension regulator mechanism (Domestic only) (I) | 4 |
| ③ 上糸調節器部分(輸出用)(II) | Thread tension regulator mechanism (Export only) (II) | 6 |
| ④ 上軸・押え・ひざ上げ機構 | Upper shaft & presser foot mechanism | 8 |
| ⑤ 天秤・針棒揺動機構 | Thread take-up lever & needle bar rock motion mechanism | 10 |
| ⑥ 縫目加減機構 | Stitch regulator mechanism | 12 |
| ⑦ 下軸・送り機構 | Lower shaft & feed rock shaft mechanism | 14 |
| ⑧ カマ台機構 | Hook saddle mechanism | 16 |
| ⑨ 糸切り機構(I) | Knife mechanism (I) | 18 |
| ⑩ 糸切り機構(II) | Knife mechanism (II) | 20 |
| ⑪ タッチバックおよび検出器機構 | Touch back, compensation stitching & detector mechanism | 22 |
| ⑫ ワイパー機構 | Wiper mechanism | 24 |
| ⑬ 給油機構 | Oil lubrication mechanism | 26 |
| ⑭ 付属品 | Accessories | 26 |
| ⑮ ゲージ部品表(I) LT2-2220 | Gauge parts list (I) | 30 |
| ⑯ ゲージ部品表(II) LT2-2230 | Gauge parts list (II) | 32 |

① 本体部分
 BODY AND IT'S ACCESSORIES



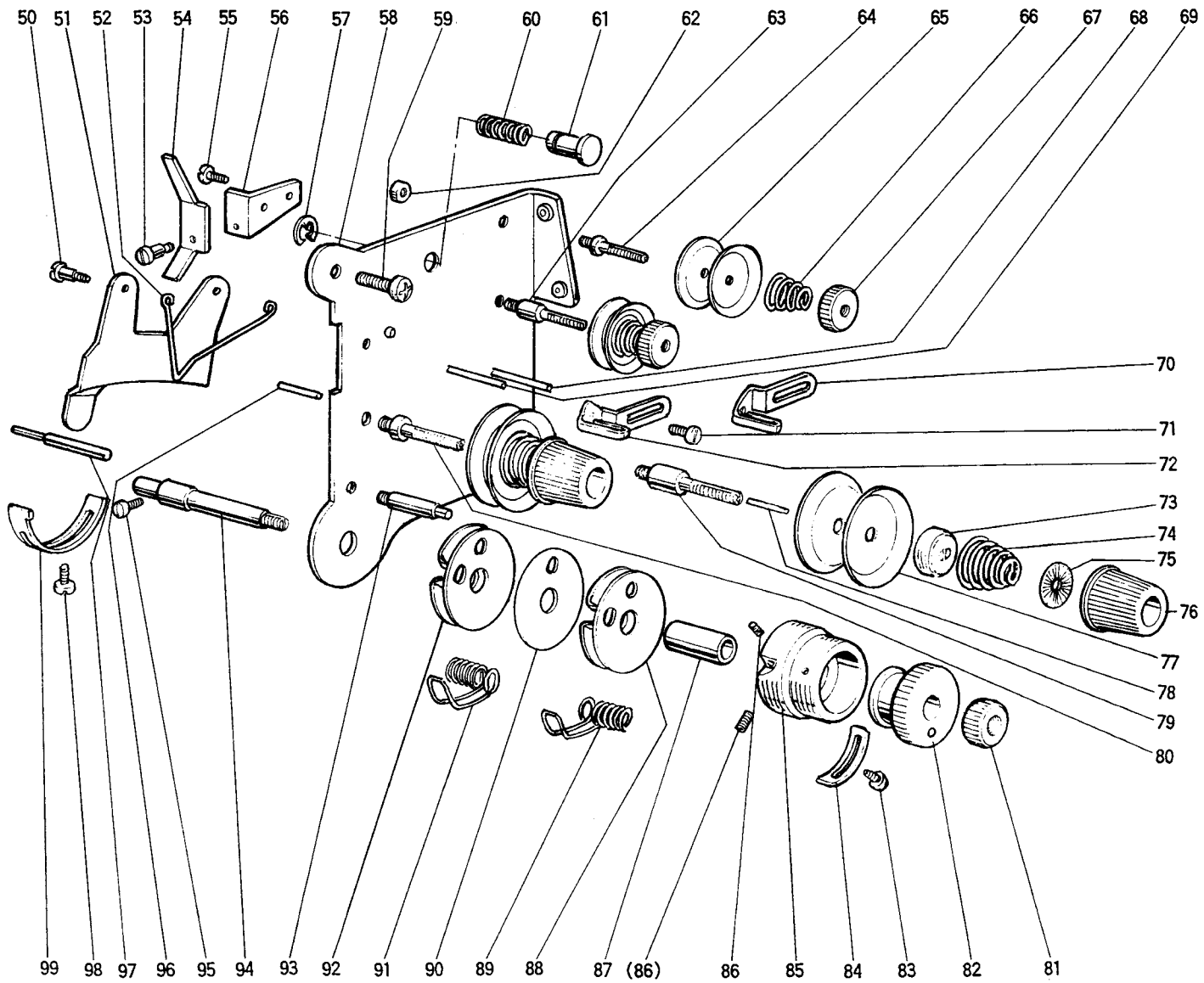
① 本体部分 BODY AND IT'S ACCESSORIES

| Fig. No. | 部品コード Part No. | 部 品 名 | Description | 使用個数 Amt. Req. | | | | | |
|----------|-------------------|--------|---|-------------------|-----|-----|----------|------|-----|
| | | | | LT2-2220 | | | LT2-2230 | | |
| | | | | LOB | MOB | BOB | LT | MITW | BIT |
| 1 | M9 1304 080 | ゴム セン | φ13..... Rubber plug φ13..... | 5 | 5 | 5 | 5 | 5 | 5 |
| 2 | M9 1201 011 | 丸皿 ネジ | $3/16(28) \times 11$ Screw $3/16(28) \times 11$ | 2 | 2 | 2 | 2 | 2 | 2 |
| 3 | MN 10A0 476 | 油ベ | Spacer..... | 1 | 1 | 1 | 1 | 1 | 1 |
| 4 | MN 10A0 131 | 油受 | Oil guard plate..... | 1 | 1 | 1 | 1 | 1 | 1 |
| 5 | MN 70A0 181 | 糸案内 | Thread guide..... | 1 | 1 | 1 | 1 | 1 | 1 |
| 6 | M9 0904 011 | 丸皿 ネジ | $9/64(40) \times 6.5$ Screw $9/64(40) \times 6.5$ | 2 | 2 | 2 | 2 | 2 | 2 |
| 7 | M9 1106 004 | 丸皿 ネジ | $11/64(40) \times 8$ Screw $11/64(40) \times 8$ | 15 | 15 | 15 | 11 | 11 | 11 |
| 8 | MN 70A0 880 | 横蓋 | Side cover..... | 1 | 1 | 1 | 1 | 1 | 1 |
| 9 | MN 70A0 584 | 天ビンカバー | Thread take-up cover..... | 1 | 1 | 1 | 1 | 1 | 1 |
| 10 | M9 7002 035 | ツマミ ネジ | M10×39..... Thumb screw M10×39..... | 1 | 1 | 1 | 1 | 1 | 1 |
| 11 | M9 2512 045 | トクシユナツ | M10..... Special nut M10..... | 1 | 1 | 1 | 1 | 1 | 1 |
| 12 | MN 70A0 237 | 裏蓋 | Rear cover..... | 1 | 1 | 1 | 1 | 1 | 1 |
| 13 | M9 1305 080 | ゴム セン | φ13..... Rubber plug φ13..... | 1 | 1 | 1 | 1 | 1 | 1 |
| 14 | M9 1116 002 | 平ネジ | $11/64(40) \times 8$ Screw $11/64(40) \times 8$ | 2 | 2 | 2 | 2 | 2 | 2 |
| 15 | MN 40A0 180 | 糸案内 | Thread guide..... | 1 | 1 | 1 | 1 | 1 | 1 |
| 17 | MN 10A4 742 | 蓋 | (オイルカップ)..... Cap..... | 2 | 2 | 2 | 2 | 2 | 2 |
| 18 | MN 50A0 426 | 支エ | Supportor..... | 1 | 1 | 1 | 1 | 1 | 1 |
| 19 | M9 1601 003 | 丸平ネジ | $1/4(24) \times 9$ Screw $1/4(24) \times 9$ | 2 | 2 | 2 | 2 | 2 | 2 |
| 20 | M9 1301 001 | 止メネジ | $13/64(32) \times 4.8$ Screw $13/64(32) \times 4.8$ | 1 | 1 | 1 | 1 | 1 | 1 |
| 21 | MN 70A0 472 | スベリ板 | (組)..... Slide plate (complete)..... | 1 | 1 | 1 | 1 | 1 | 1 |
| 22 | MN 70A1 181 | 糸案内 | Thread guide..... | 1 | 1 | 1 | 1 | 1 | 1 |
| 23 | MN 70E0 181 | 糸案内 | (組)..... Thread guide (complete)..... | 1 | 1 | 1 | 1 | 1 | 1 |
| 24 | M9 0920 002 | 糸平ネジ | $9/64(40) \times 6.5$ Screw $9/64(40) \times 6.5$ | 1 | 1 | 1 | 1 | 1 | 1 |
| 25 | MN 50A5 742 | 蓋 | Cover..... | | | | 1 | 1 | 1 |
| 26 | M9 0916 011 | 皿ネジ | $9/64(40) \times 6$ Screw $9/64(40) \times 6$ | | | | 4 | 4 | 4 |
| 27 | MN 72A0 742 | 皿蓋 | Cover..... | | | | 1 | 1 | 1 |
| 28 | M9 1106 011 | 丸皿ネジ | $11/64(40) \times 8$ Screw $11/64(40) \times 8$ | 1 | 1 | 1 | 1 | 1 | 1 |
| 29 | M9 0952 003 | 丸平ネジ | $9/64(36) \times 6.5$ Screw $9/64(36) \times 6.5$ | 1 | 1 | 1 | 1 | 1 | 1 |
| 30 | MN 70A0 339 | カバー | Cover..... | 1 | 1 | 1 | 1 | 1 | 1 |
| 31 | M9 0910 003 | 丸平ネジ | $9/64(40) \times 7$ Screw $9/64(40) \times 7$ | 2 | 2 | 2 | 2 | 2 | 2 |
| 32 | MN 70A0 131 | 油ケル | Oil guard plate..... | 1 | 1 | 1 | 1 | 1 | 1 |
| 33 | MN 70A0 740 | フエ | Felt..... | 1 | 1 | 1 | 1 | 1 | 1 |
| 34 | M9 0422 050 | 小座 | 4..... Washer 4..... | 2 | 2 | 2 | 2 | 2 | 2 |
| 35 | MN 70A0 830 | 面金板 | Face plate..... | 1 | 1 | 1 | 1 | 1 | 1 |

② 上糸調節器部分(国内用) (I)

THREAD TENSION REGULATOR MECHANISM (Domestic only) (I)

901



② 上糸調節器部分(国内用) (I)

THREAD TENSION REGULATOR MECHANISM (Domestic only) (I)

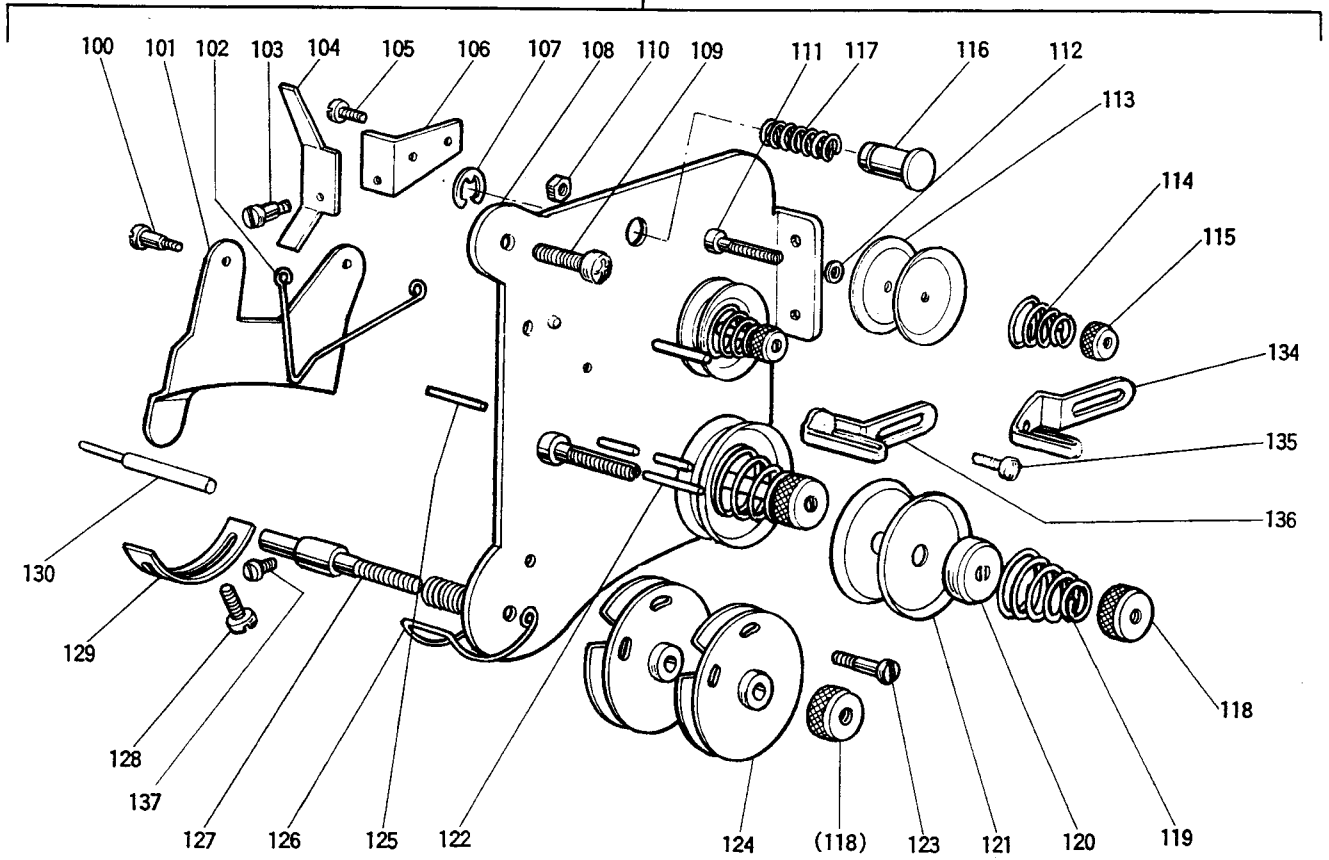
| Fig. No. | 部品コード Part No. | 部 品 名 | Description | 使用個数 Amt. Req. | | | | | |
|----------|-------------------|---------|--|-------------------|----------|-----|----|------|-----|
| | | | | LT2-2220 | LT2-2230 | | | | |
| | | | | LOB | MOB | BOB | LT | M1TW | B1T |
| 901 | MN 68E0 210 | 上糸調節器組 | (国内のみ) Thread tension regulator complete ... | 1 | | | | | |
| | MN 70E0 210 | 上糸調節器組 | (国内のみ) Thread tension regulator complete ... | | 1 | | | | |
| | MN 69E0 210 | 上糸調節器組 | (国内のみ) Thread tension regulator complete ... | | | 1 | | | |
| | MN 73E0 210 | 上糸調節器組 | (国内のみ) Thread tension regulator complete ... | | | | 1 | | |
| | MN 72E0 210 | 上糸調節器組 | (国内のみ) Thread tension regulator complete ... | | | | | 1 | |
| | MN 74E0 210 | 上糸調節器組 | (国内のみ) Thread tension regulator complete ... | | | | | | 1 |
| 50 | M9 0902 015 | 平ネジ | 9/64(40)×3 Screw 9/64(40)×3 | 2 | 2 | 2 | 2 | 2 | 2 |
| 51 | MN 50E0 220 | セユルメ | Tension releasing plate | 1 | 1 | 1 | 1 | 1 | 1 |
| 52 | MN 10A0 851 | センサイクバネ | Tension releasing spring | 1 | 1 | 1 | 1 | 1 | 1 |
| 53 | M9 0927 015 | 平ネジ | 9/64(40)×4.2 Screw 9/64(40)×4.2 | | | | 1 | 1 | 1 |
| 54 | MN 72A0 950 | レバ | Lever | | | | 1 | 1 | 1 |
| 55 | M9 0906 002 | 平取 | 9/64(40)×4.5 Screw 9/64(40)×4.5 | | | | 1 | 1 | 1 |
| 56 | MN 50A6 601 | 取付板 | Mounting plate | | | | 1 | 1 | 1 |
| 57 | M9 0505 065 | E形止メ | 5 E-type stopring 5 | | | | 1 | 1 | 1 |
| 58 | MN 70A0 601 | 取付板 | Mounting plate | 1 | 1 | 1 | 1 | 1 | 1 |
| 59 | M9 1106 004 | ブラマイネジ | 11/64(40)×8 Screw 11/64(40)×8 | 2 | 2 | 2 | 2 | 2 | 2 |
| 60 | MN 50A4 572 | ツル巻バネ | Spring | | | | 1 | 1 | 1 |
| 61 | MP 41A1 270 | 押しボタ | Push button | | | | 1 | 1 | 1 |
| 62 | M9 1105 045 | ナット | 11/64(40) Nut 11/64(40) | 2 | 2 | 2 | 2 | 2 | 2 |
| 63 | MN 70A1 553 | 調子棒 | Thread tension stud | 1 | 1 | 1 | 1 | 1 | 1 |
| 64 | MN 70A0 553 | 調子棒 | Thread tension stud | 1 | 1 | 1 | 1 | 1 | 1 |
| 65 | MF 10A1 555 | 調子皿 | Thread tension disc | 4 | 4 | 4 | 4 | 4 | 4 |
| 66 | MN 70A0 245 | エンスイバネ | Spring | 2 | 2 | 2 | 2 | 2 | 2 |
| 67 | M9 1101 046 | マシナット | 11/64(40) Thumb nut 11/64(40) | 2 | 2 | 2 | 2 | 2 | 2 |
| 68 | M9 7007 060 | ピン | Pin | 1 | 1 | 1 | 1 | 1 | 1 |
| 69 | M9 0205 060 | ピン | Pin | 1 | 1 | 1 | 1 | 1 | 1 |
| 70 | MN 69A0 181 | 糸案内 | Thread guide | | | 1 | | | 1 |
| 71 | M9 0909 003 | 平ネジ | 9/64(40)×6 Screw 9/64(40)×6 | 1 | 1 | 1 | 1 | 1 | 1 |
| 72 | MN 70A2 181 | 糸案内 | Thread guide | 1 | 1 | | 1 | 1 | |
| 73 | MM11A0 556 | 調子皿 | Thread tension releasing disc | 2 | 2 | 2 | 2 | 2 | 2 |
| 74 | MT 60A0 245 | エンスイバネ | Spring | | | | 1 | | |
| | MN 10A3 245 | エンスイバネ | Spring | | 1 | | | 1 | |
| | MN 52A1 245 | エンスイバネ | Spring | | | 1 | | | 1 |
| 75 | MT 60A0 802 | 回止メ | Thumb nut revolution stopper | 2 | 2 | 2 | 2 | 2 | 2 |
| 76 | M9 1610 046 | マシナット | 1/4(40) Thumb nut 1/4(40) | 2 | 2 | 2 | 2 | 2 | 2 |
| 77 | MF 10A0 555 | 調子皿 | Thread tension disc | 4 | 4 | 4 | 4 | 4 | 4 |
| 78 | M9 7008 060 | ピン | Pin | 1 | 1 | 1 | 1 | 1 | 1 |
| 79 | MN 70A3 553 | 調子棒 | Thread tension stud | 1 | 1 | 1 | 1 | 1 | 1 |
| 80 | MN 70A2 553 | 調子棒 | Thread tension stud | 1 | 1 | 1 | 1 | 1 | 1 |
| 81 | M9 1611 046 | マシナット | 1/4(40) Thumb nut 1/4(40) | 1 | 1 | 1 | 1 | 1 | 1 |
| 82 | MN 70A0 573 | ツマミ | Take-up spring guide | 1 | 1 | 1 | 1 | 1 | 1 |
| 83 | M9 0915 003 | 平ネジ | 9/64(40)×6 Screw 9/64(40)×6 | 1 | 1 | 1 | 1 | 1 | 1 |
| 84 | MN 70A0 477 | ストップ | Stopper | 1 | 1 | 1 | 1 | 1 | 1 |
| 85 | MN 70A0 154 | アンナイガネ | Thread tension post | 1 | 1 | 1 | 1 | 1 | 1 |
| 86 | M9 0802 001 | 止メネジ | 1/8(44)×3.9 Screw 1/8(44)×3.9 | 2 | 2 | 2 | 2 | 2 | 2 |
| 87 | MN 70A0 750 | ブッシュ | Bush | 1 | 1 | 1 | 1 | 1 | 1 |
| 88 | MN 70E1 175 | 板組 | Plate complete | 1 | 1 | 1 | 1 | 1 | 1 |
| 89 | MN 70A1 187 | 糸取り | Thread take-up spring | 1 | 1 | 1 | 1 | 1 | 1 |
| 90 | MN 70A0 308 | 板 | Plate | 1 | 1 | 1 | 1 | 1 | 1 |
| 91 | MN 70A0 187 | 糸取り | Thread take-up spring | 1 | 1 | 1 | 1 | 1 | 1 |
| 92 | MN 70E0 175 | 板組 | Plate complete | 1 | 1 | 1 | 1 | 1 | 1 |
| 93 | M9 0928 015 | 段付ネジ | 9/64(40)×2.9 Screw 9/64(40)×2.9 | 1 | 1 | 1 | 1 | 1 | 1 |
| 94 | MN 70A0 554 | 調子棒 | Thread tension stud | 1 | 1 | 1 | 1 | 1 | 1 |
| 95 | M9 0910 003 | 丸平ネジ | 9/64(40)×7 Screw 9/64(40)×7 | 1 | 1 | 1 | 1 | 1 | 1 |
| 96 | M9 7009 060 | ピン | Pin | 1 | 1 | 1 | 1 | 1 | 1 |
| 97 | M9 0516 060 | 糸ユルメ | Tension releasing pin | | | | 1 | 1 | 1 |
| | M9 7010 060 | 糸ユルメ | Tension releasing pin | 1 | 1 | 1 | | | |
| 98 | M9 0906 002 | 平ネジ | 9/64(40)×4.5 Screw 9/64(40)×4.5 | 1 | 1 | 1 | 1 | 1 | 1 |
| 99 | MN 10A0 477 | ストップ | Stopper | 1 | 1 | 1 | 1 | 1 | 1 |

③ 上糸調節器部分(輸出用) (II)

THREAD TENSION REGULATOR MECHANISM (Export only) (II)

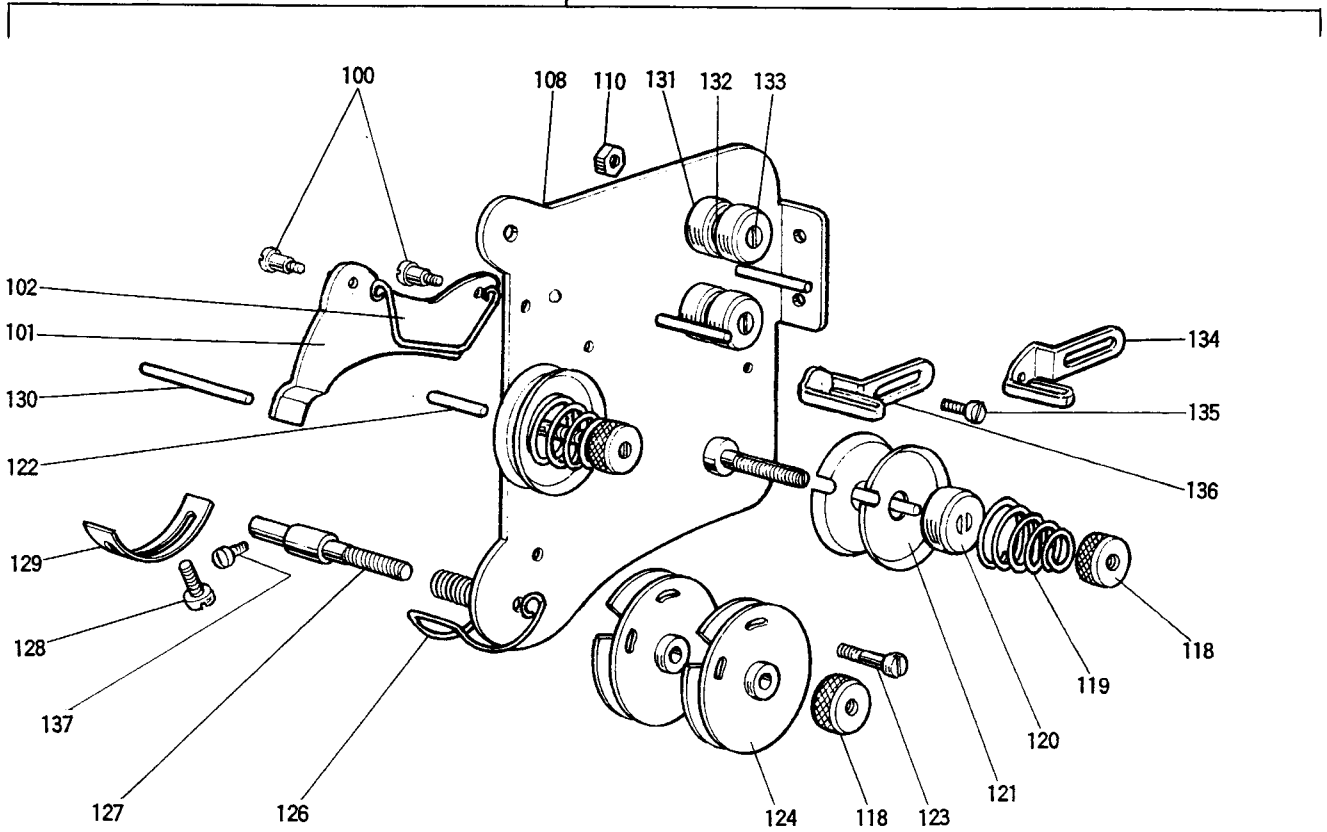
LT2-2230

903



LT2-2220

902



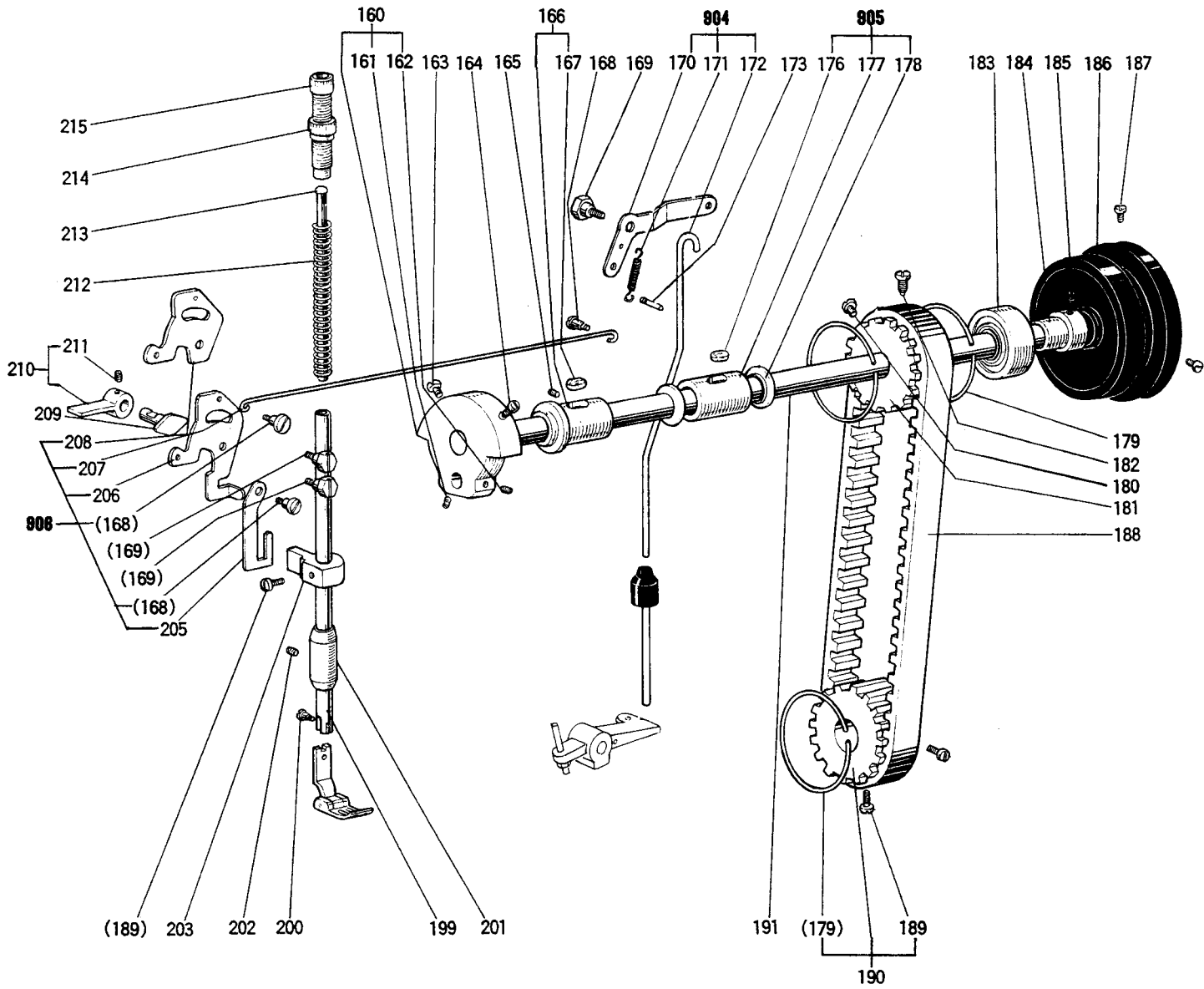
③ 上糸調節器部分(輸出用) (II)

THREAD TENSION REGULATOR MECHANISM (Export only) (II)

| Fig. No. | 部品コード Part. No. | 部 品 名 | Description | 使用個数 Amt. Req. | | | | | | |
|----------|--------------------|---------|-----------------------------------|-------------------|-----|-----|----------|------|-----|---|
| | | | | LT2-2220 | | | LT2-2230 | | | |
| | | | | LOB | MOB | BOB | LIT | MITW | BIT | |
| 902 | MN 68E1 210 | 上糸調節器組 | Thread tension regulator complete | 1 | | | | | | |
| | MN 70E1 210 | 上糸調節器組 | Thread tension regulator complete | | 1 | | | | | |
| | MN 69E1 210 | 上糸調節器組 | Thread tension regulator complete | | | 1 | | | | |
| 903 | MN 73E1 210 | 上糸調節器組 | Thread tension regulator complete | | | | 1 | | | |
| | MN 72E1 210 | 上糸調節器組 | Thread tension regulator complete | | | | | 1 | | |
| | MN 74E1 210 | 上糸調節器組 | Thread tension regulator complete | | | | | | | 1 |
| 100 | M9 0902 015 | 平ネジ段付 | Screw 9/64(40) | 2 | 2 | 2 | 2 | 2 | 2 | 2 |
| 101 | MN 10A0 220 | 糸ユルメ | Tension releasing plate | 1 | 1 | 1 | | 1 | 1 | 1 |
| | MN 50E0 220 | 糸ユルメ | Tension releasing plate | | | | | 1 | 1 | 1 |
| 102 | MN 10A0 851 | センサイクバネ | Tension releasing spring | 1 | 1 | 1 | 1 | 1 | 1 | 1 |
| 103 | M9 0927 015 | 平ネジ段付 | Screw 9/64(40)×4.2 | | | | 1 | 1 | 1 | 1 |
| 104 | MN 72A0 950 | レバ | Lever | | | | 1 | 1 | 1 | 1 |
| 105 | M9 0906 002 | 平ネジ | Screw 9/64(40)×4.5 | | | | 1 | 1 | 1 | 1 |
| 106 | MN 50A6 601 | 取付板 | Mounting plate | | | | 1 | 1 | 1 | 1 |
| 107 | M9 0505 065 | E形止メ輪 | E-type stoping 5 | | | | 1 | 1 | 1 | 1 |
| 108 | MN 70E0 601 | 取付板組立 | Mounting plate complete | 1 | 1 | 1 | | | | |
| | MN 72E0 601 | 取付板組立 | Mounting plate complete | | | | 1 | 1 | 1 | 1 |
| 109 | M9 1106 004 | ブラマイネジ | Screw 11/64(40)×8 | 1 | 1 | 1 | 1 | 1 | 1 | 1 |
| 110 | M9 0901 045 | ナット | Nut 9/64(40) | 2 | 2 | 2 | | | | |
| | M9 1105 045 | ナット | Nut 11/64(40) | | | | 1 | 1 | 1 | 1 |
| 111 | MF 10A1 553 | 調節子 | Thread tension stud | | | | 2 | 2 | 2 | 2 |
| 112 | M9 0401 050 | 調節座 | Washer 4 | | | | 1 | 1 | 1 | 1 |
| 113 | MN 50A0 555 | 調節子 | Thread tension disc | | | | 4 | 4 | 4 | 4 |
| 114 | MN 50A1 245 | エンスイバネ | Spring | | | | 2 | 2 | 2 | 2 |
| 115 | M9 1609 046 | エツマシナット | Thumb nut 1/4(40) | | | | 2 | 2 | 2 | 2 |
| 116 | MP 41A1 270 | 押しボタ | Push button | | | | 1 | 1 | 1 | 1 |
| 117 | MN 50A4 572 | ツル巻バネ | Spring | | | | 1 | 1 | 1 | 1 |
| 118 | M9 1603 046 | ツルマシナット | Thumb nut 1/4(40) | | | | 3 | 3 | 3 | 3 |
| 119 | MN 10A3 245 | エンスイバネ | Spring | | 2 | | | | 2 | |
| | MF 10A0 245 | エンスイバネ | Spring | | | 2 | | | | 2 |
| | MN 52A1 245 | エンスイバネ | Spring | | | | | | | 2 |
| | MT 60A0 245 | エンスイバネ | Spring | 2 | | | 2 | | | |
| 120 | MN 10A0 556 | 調節子皿押工 | Thread tension releasing disc | 2 | 2 | 2 | 2 | 2 | 2 | 2 |
| 121 | MN 10A0 555 | 調節子皿 | Thread tension disc | 4 | 4 | 4 | 4 | 4 | 4 | 4 |
| 122 | M9 0202 060 | 調節ピン | Pin | 1 | 1 | 1 | 1 | 1 | 1 | 1 |
| 123 | M9 0603 003 | 丸平ネジ | Screw 3/32(56)×12 | 1 | 1 | 1 | 1 | 1 | 1 | 1 |
| 124 | MN 10E0 175 | 板組立 | Plate complete | 2 | 2 | 2 | 2 | 2 | 2 | 2 |
| 125 | MN 25A0 220 | ピン | Pin | 1 | 1 | 1 | 1 | 1 | 1 | 1 |
| 126 | MN 10A0 187 | 係取リバネ | Thread take-up spring | 1 | 1 | 1 | 1 | 1 | 1 | 1 |
| 127 | MN 10A0 554 | 調節子 | Tension tension stud | 1 | 1 | 1 | 1 | 1 | 1 | 1 |
| 128 | M9 0906 002 | 平ネジ | Screw 9/64(40)×4.5 | 1 | 1 | 1 | 1 | 1 | 1 | 1 |
| 129 | MN 10A0 447 | ストップ | Stopper | 1 | 1 | 1 | 1 | 1 | 1 | 1 |
| 130 | M9 0521 060 | 糸ユルメピン | Tension releasing pin | 1 | 1 | 1 | | | | |
| | M9 0516 060 | 糸ユルメピン | Tension releasing pin | | | | 1 | 1 | 1 | 1 |
| 131 | MN 10A0 155 | 案内台 | Thread guide bracket | 2 | 2 | 2 | | | | |
| 132 | MN 10A1 555 | 案内子皿 | Thread guide disc | 2 | 2 | 2 | | | | |
| 133 | M9 0930 016 | 丸平ネジ段付 | Screw (complete) | 2 | 2 | 2 | | | | |
| 134 | MN 69A0 181 | 案内 | Thread guide | | | | 1 | | | 1 |
| 135 | M9 0909 003 | 丸平ネジ | Screw 9/64(40)×6 | 1 | 1 | 1 | 1 | 1 | 1 | 1 |
| 136 | MN 70A2 181 | 案内 | Thread guide | 1 | 1 | | 1 | 1 | | |
| 137 | M9 0910 003 | 丸平ネジ | Screw 9/64(40)×7 | 1 | 1 | 1 | 1 | 1 | 1 | 1 |

④ 上軸・押え・ひざ上げ機構

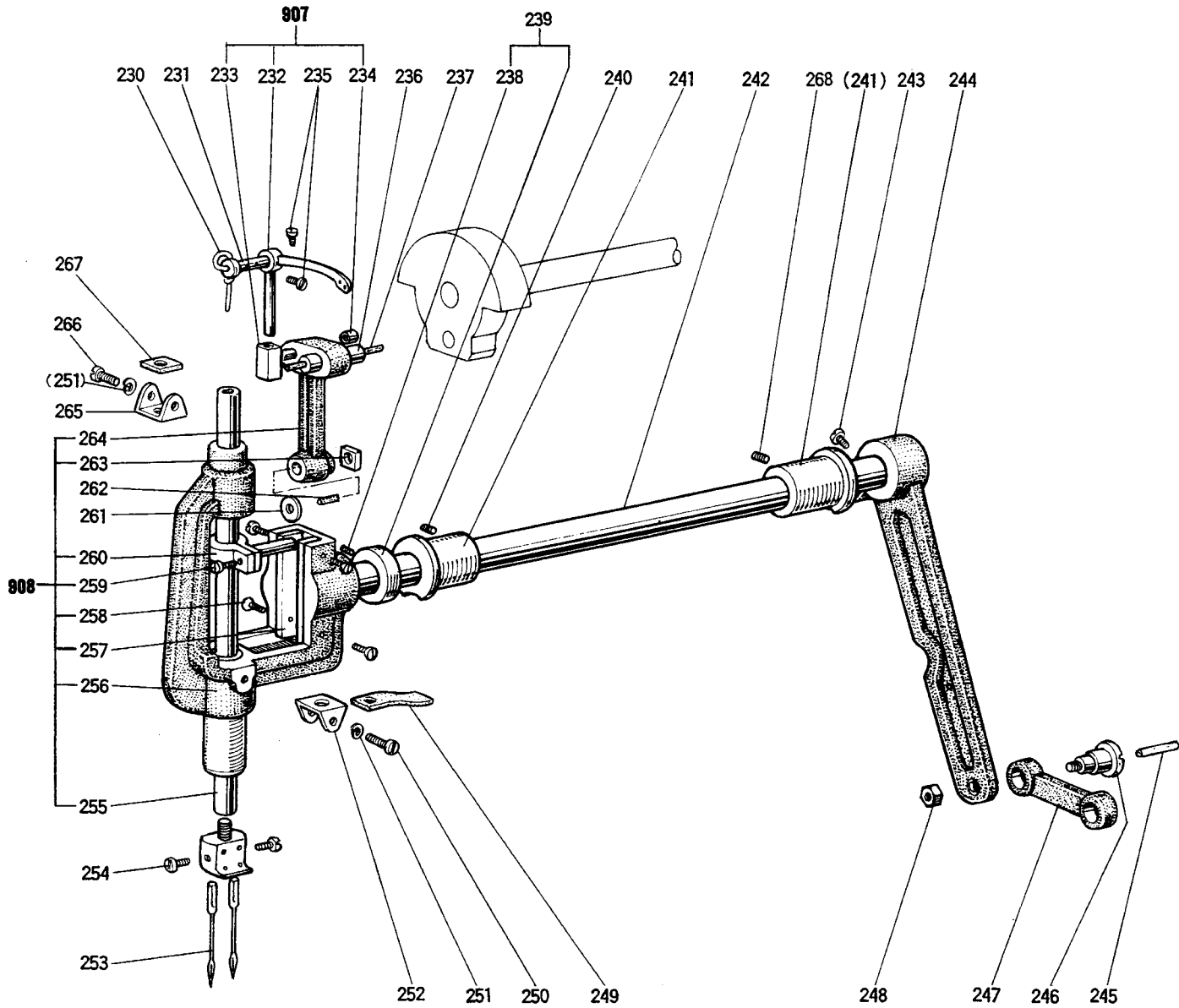
UPPER SHAFT & PRESSER FOOT MECHANISM



4 上軸・押え・ひざ上げ機構 UPPER SHAFT & PRESSER FOOT MECHANISM

| Fig. No. | 部品コード Part No. | 部 品 名 | Description | 使用個数 Amt. Req. | | | | | |
|----------|-------------------|------------------------|-------------------------------------|-------------------|-----|-----|----------|-----|-----|
| | | | | LT2-2220 | | | LT2-2230 | | |
| | | | | UB | MOB | BOB | LT | MTW | BIT |
| 160 | ML 65B0 383 | ク ラ ン ク (組) | Crank (complete) | 1 | 1 | | 1 | 1 | |
| | MN 42A0 383 | ク ラ ン ク (組) | Crank (complete) | | | 1 | | | 1 |
| 161 | M9 1602 001 | 止 メ ネ ジ 1/4(40)×4 | Screw 1/4(40)×4 | 1 | 1 | 1 | 1 | 1 | 1 |
| 162 | M9 1606 001 | 止 メ ネ ジ 1/4(40)×6 | Screw 1/4(40)×6 | 1 | 1 | 1 | 1 | 1 | 1 |
| 163 | M9 1801 002 | 平 ネ ジ 9/32(28)×13 | Screw 9/32(28)×13 | 1 | 1 | 1 | 1 | 1 | 1 |
| 164 | M9 1802 006 | 平 ネ ジ 9/32(28)×14 | Screw 9/32(28)×14 | 1 | 1 | 1 | 1 | 1 | 1 |
| 165 | M9 1516 001 | 止 メ ネ ジ 15/64(28)×14 | Screw 15/64(28)×14 | 1 | 1 | 1 | 1 | 1 | 1 |
| 166 | MN 70A0 232 | 上 軸 メ タ ル 左(組) | Arm shaft bushing left (complete) | 1 | 1 | 1 | 1 | 1 | 1 |
| 167 | MN 10A6 740 | フ ェ ル ト | Felt | 1 | 1 | 1 | 1 | 1 | 1 |
| 168 | M9 1219 015 | 平 ネ ジ 段 付 3/16(28)×3.5 | Screw 3/16(28)×3.5 | 3 | 3 | 3 | 3 | 3 | 3 |
| 169 | M9 1503 031 | ボ ル ト 15/64(28)×6.7 | Bolt 15/64(28)×6.7 | 3 | 3 | 3 | 3 | 3 | 3 |
| 904 | MN 70E0 252 | 押 上 ゲ レ バ ー 右 (組) | Knee lifter lever right (complete) | 1 | 1 | 1 | 1 | 1 | 1 |
| 170 | MN 70A0 252 | 押 上 ゲ レ バ ー (右) | Knee lifter lever (right) | 1 | 1 | 1 | 1 | 1 | 1 |
| 171 | MN 70A0 572 | ツ ル 巻 キ バ ネ | Spring | 1 | 1 | 1 | 1 | 1 | 1 |
| 172 | MN 70A0 511 | 操 作 棒 | Knee lifter connecting rod | 1 | 1 | 1 | 1 | 1 | 1 |
| 173 | M9 5004 067 | 溝 付 ピ ン (BX形)φ5×28 | Pin φ5×28 | 1 | 1 | 1 | 1 | 1 | 1 |
| 905 | MN 70E0 234 | 上 軸 メ タ ル 中 (組) | Arm shaft bushing middle (complete) | 1 | 1 | | 1 | 1 | |
| 176 | | フ ェ ル ト | Felt | 1 | 1 | | 1 | 1 | |
| 177 | | 上 軸 メ タ ル 中 | Arm shaft bushing (middle) | 1 | 1 | | 1 | 1 | |
| 178 | | オ イ ル シ ー ル | Oil seal | 2 | 2 | | 2 | 2 | |
| 179 | MN 10A1 851 | セ ン サ イ ク バ ネ | Spring flange | 3 | 3 | 3 | 3 | 3 | 3 |
| 180 | M9 1516 002 | 平 ネ ジ 15/64(28)×8.5 | Screw 15/64(28)×8.5 | 1 | 1 | 1 | 1 | 1 | 1 |
| 181 | MN 40A0 767 | 歯 形 ベ ル ト 車 (上) | Pulley (upper) | 1 | 1 | 1 | | | |
| | MN 50A0 767 | 歯 形 ベ ル ト 車 (上) | Pulley (upper) | | | | 1 | 1 | 1 |
| 182 | M9 1501 007 | 丸 平 ネ ジ 15/64(28)×14.5 | Screw 15/64(28)×14.5 | 1 | 1 | 1 | 1 | 1 | 1 |
| 183 | MN 70A0 456 | 軸 受 | Ball bearing | 1 | 1 | 1 | | | |
| 184 | MN 40A1 750 | ブ ッ シ ュ | Bushing | 1 | 1 | 1 | | | |
| 185 | M9 1516 002 | 平 ネ ジ 15/64(28)×8.5 | Screw 15/64(28)×8.5 | 2 | 2 | 2 | | | |
| 186 | MN 70E0 682 | プ ー リ | Pulley | 1 | 1 | 1 | | | |
| 187 | M9 1502 002 | 平 ネ ジ 15/64(28)×12 | Screw 15/64(28)×12 | 2 | 2 | 2 | | | |
| 188 | MN 10A0 523 | 歯 形 ベ ル ト | Cog belt | 1 | 1 | 1 | 1 | 1 | 1 |
| 189 | M9 1515 002 | 平 ネ ジ 15/64(28)×10 | Screw 15/64(28)×10 | 3 | 3 | 3 | 3 | 3 | 3 |
| 190 | MN 70A0 768 | 歯 形 ベ ル ト 車 組(下) | Pulley complete (lower) | 1 | 1 | 1 | | | |
| | MN 72A0 768 | 歯 形 ベ ル ト 車 組(下) | Pulley complete (lower) | | | | 1 | 1 | 1 |
| 191 | MN 70A0 230 | 上 軸 | Arm shaft | 1 | 1 | 1 | | | |
| | MN 72A0 230 | 上 軸 | Arm shaft | | | | 1 | 1 | 1 |
| 199 | MN 70A0 262 | 押 エ 棒 | Presser bar | 1 | 1 | 1 | 1 | 1 | 1 |
| 200 | M9 0851 015 | 平 ネ ジ 段 付 1/8(44)×4 | Screw 1/8(44)×4 | 1 | 1 | 1 | 1 | 1 | 1 |
| 201 | MF 00A0 267 | 押 エ 棒 メ タ ル | Bushing | 1 | 1 | 1 | 1 | 1 | 1 |
| 202 | M9 1513 001 | 止 メ ネ ジ 15/64(28)×10 | Screw 15/64(28)×10 | 1 | 1 | 1 | 1 | 1 | 1 |
| 203 | MN 70A0 265 | 押 エ 棒 ダ キ | Presser bar guide bracket | 1 | 1 | 1 | 1 | 1 | 1 |
| 906 | MN 70E1 252 | 押 上 ゲ レ バ ー 左 (組) | Knee lifter lever left (complete) | 1 | 1 | 1 | | | |
| | MN 72E0 252 | 押 上 ゲ レ バ ー 左 (組) | Knee lifter lever left (complete) | | | | 1 | 1 | 1 |
| 205 | MN 70A0 510 | 操 作 板 | Operation plate | 1 | 1 | 1 | 1 | 1 | 1 |
| 206 | MN 70A1 252 | 押 上 ゲ レ バ ー 左 | Knee lifter lever left | 1 | 1 | 1 | | | |
| 207 | MN 70A0 738 | 引 棒 | Knee lifter rod | 1 | 1 | 1 | 1 | 1 | 1 |
| 208 | MN 72A1 252 | 押 上 ゲ レ バ ー 左 | Knee lifter lever left | | | | 1 | 1 | 1 |
| 209 | MN 70A0 253 | 押 エ 上 ゲ カ ム | Presser bar lifting cam | 1 | 1 | 1 | 1 | 1 | 1 |
| 210 | MN 70A2 252 | 押 エ 上 ゲ (組) | Presser bar lifter (complete) | 1 | 1 | 1 | 1 | 1 | 1 |
| 211 | M9 1109 001 | 止 メ ネ ジ 11/64(40)×6.6 | Screw 11/64(40)×6.6 | 2 | 2 | 2 | 2 | 2 | 2 |
| 212 | MF 12B0 259 | ツ ル 巻 キ バ ネ | Spring | 1 | 1 | 1 | 1 | 1 | 1 |
| 213 | MF 20A0 703 | 案 内 棒 | Presser spring guide | 1 | 1 | 1 | 1 | 1 | 1 |
| 214 | M9 3202 047 | 特 殊 ナ ッ ト 1/2(28) | Special nut 1/2(28) | 1 | 1 | 1 | 1 | 1 | 1 |
| 215 | M9 3202 045 | ツ マ ミ ネ ジ 1/2(28)×49 | Thumb nut 1/2(28)×49 | 1 | 1 | 1 | 1 | 1 | 1 |

⑤ 天秤・針棒揺動機構
 THREAD TAKE-UP LEVER & NEEDLE BAR
 ROCK MOTION MECHANISM

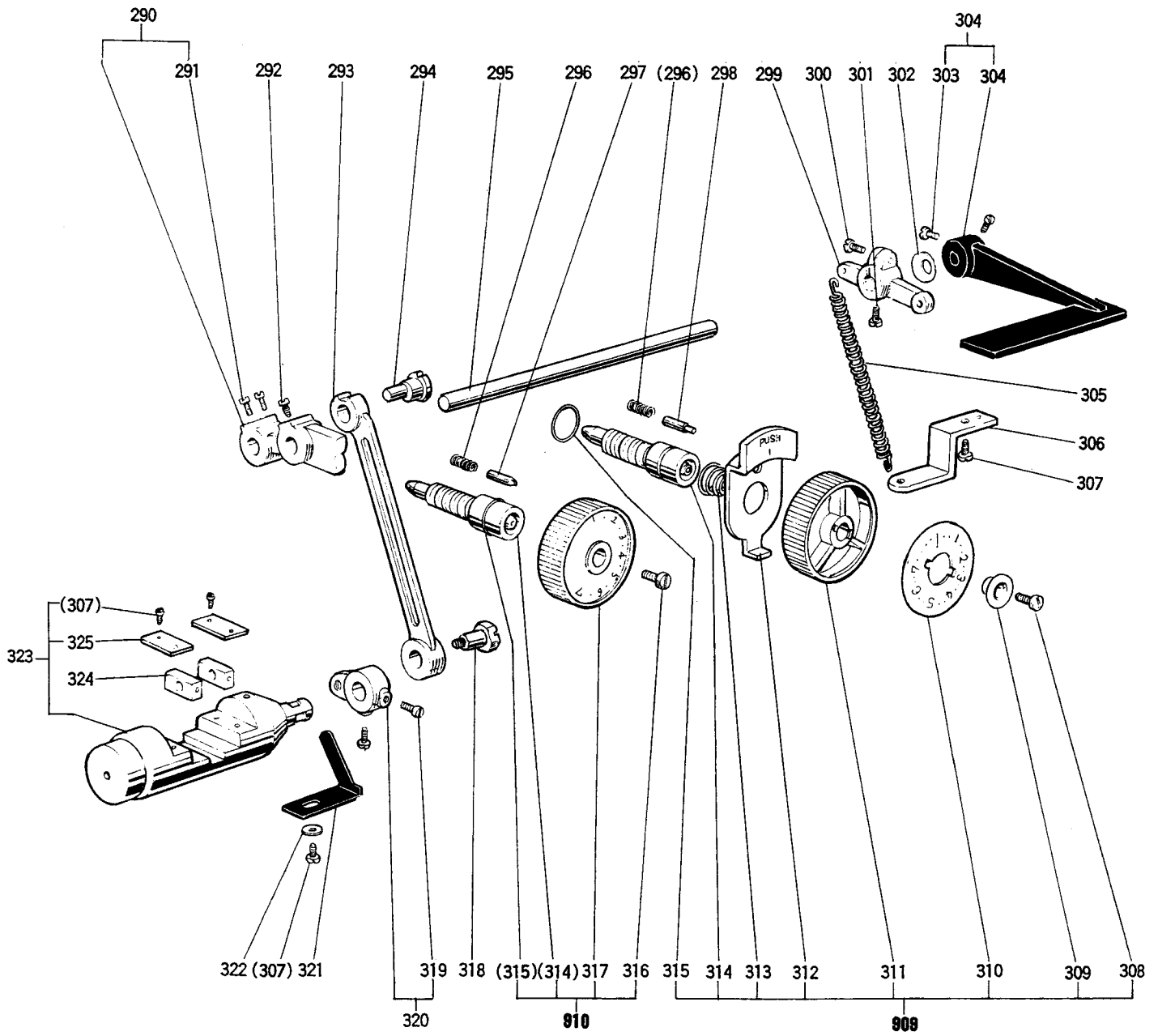


⑤ 天秤・針棒揺動機構

THREAD TAKE-UP LEVER & NEEDLE BAR
ROCK MOTION MECHANISM

| Fig. No. | 部品コード Part No. | 部 品 名 | Description | 使用個数 Amt. Req. | | | | | |
|----------|-------------------|-----------|---|-------------------|----------|-----|-----|------|-----|
| | | | | LT2-2220 | LT2-2230 | | | | |
| | | | | LOB | MOB | BOB | LIT | MITW | BIT |
| 230 | MF 10E2 148 | ヒ モ | φ2.5×240..... Oil wick φ2.5×240..... | 1 | 1 | 1 | 1 | 1 | 1 |
| 231 | MN 70A0 587 | 天ピン支工軸 | Thread take-up guide bracket pin.... | 1 | 1 | 1 | 1 | 1 | 1 |
| 907 | MN 68E0 582 | 天ピン・スベリガネ | (組)..... Thread take-up lever & link (complete).... | 1 | | | 1 | | 1 |
| | MN 70E0 582 | 天ピン・スベリガネ | (組)..... Thread take-up lever & link (complete).... | | 1 | | | 1 | |
| | MN 69E0 582 | 天ピン・スベリガネ | (組)..... Thread take-up lever & link (complete).... | | | 1 | | | 1 |
| 232 | _____ | 天ビビ | Thread take-up lever..... | 1 | | | 1 | | |
| | _____ | 天ビビ | Thread take-up lever..... | | 1 | | | 1 | |
| | _____ | 天ビビ | Thread take-up lever..... | | | 1 | | | 1 |
| 233 | _____ | スベリガネ | Thread take-up link..... | 1 | 1 | | 1 | 1 | |
| | _____ | スベリガネ | Thread take-up link..... | | | 1 | | | 1 |
| 234 | MN 10A0 500 | セネ | Plug..... | 1 | 1 | 1 | 1 | 1 | 1 |
| 235 | M9 1502 002 | 平ネジ | ¹⁵ / ₆₄ (28)×12..... Screw ¹⁵ / ₆₄ (28)×12..... | 3 | 3 | 3 | 3 | 3 | 3 |
| 236 | MN 70A0 387 | 針棒クランク軸 | Needle bar crank pin..... | 1 | 1 | 1 | 1 | 1 | 1 |
| 237 | MN 10E3 148 | 針モ | φ3.0×25..... Oil wick φ3.0×25..... | 1 | 1 | 1 | 1 | 1 | 1 |
| 238 | M9 1606 001 | 止メネジ | ¹¹ / ₆₄ (40)×6..... Screw ¹¹ / ₆₄ (40)×6..... | 1 | 1 | 1 | 1 | 1 | 1 |
| 239 | MN 70A0 352 | カ ラ | (組)..... Collar (complete)..... | 1 | 1 | 1 | 1 | 1 | 1 |
| 240 | M9 1506 001 | 止メネジ | ¹⁵ / ₆₄ (28)×7..... Screw ¹⁵ / ₆₄ (28)×7..... | 1 | 1 | 1 | 1 | 1 | 1 |
| 241 | MN 40A0 669 | 針棒揺動軸メタル | Needle bar rock shaft bushing.. | 2 | 2 | 2 | 2 | 2 | 2 |
| 242 | MN 70A0 668 | 針棒揺動軸 | Needle bar rock shaft..... | 1 | 1 | 1 | 1 | 1 | 1 |
| 243 | M9 1603 003 | 丸平ネジ | ¹ / ₄ (24)×16..... Screw ¹ / ₄ (24)×16..... | 1 | 1 | 1 | 1 | 1 | 1 |
| 244 | MN 40A1 762 | 針棒揺動腕 | Needle bar rock shaft crank..... | 1 | 1 | 1 | 1 | 1 | 1 |
| 245 | MF 10E2 148 | ヒモ | φ2.5×85..... Oil wick φ2.5×85..... | 1 | 1 | 1 | 1 | 1 | 1 |
| 246 | M9 2001 015 | 平ネジ | ⁵ / ₁₆ (24)×26..... Screw ⁵ / ₁₆ (24)×26..... | 1 | 1 | 1 | 1 | 1 | 1 |
| 247 | MN 40A0 956 | レネ | Link..... | 1 | 1 | 1 | 1 | 1 | 1 |
| 248 | M9 2002 045 | ナット | ⁵ / ₁₆ (24)..... Nut ⁵ / ₁₆ (24)..... | 1 | 1 | 1 | 1 | 1 | 1 |
| 249 | MN 50A0 740 | フェルト | Felt..... | 1 | 1 | 1 | 1 | 1 | 1 |
| 250 | M9 0805 002 | 平バネ | ¹ / ₈ (44)×4.5..... Screw ¹ / ₈ (44)×4.5..... | 2 | 2 | 2 | 2 | 2 | 2 |
| 251 | M9 0301 053 | ネ座 | 3..... Spring washer 3..... | 4 | 4 | 4 | 4 | 4 | 4 |
| 252 | MN 10A6 689 | ホルダ | Holder..... | 1 | 1 | 1 | 1 | 1 | 1 |
| 253 | MN 68A0 128 | シン | DP×5 #11..... Needle DP×5 #11..... | 2 | | | 2 | | |
| | MV 01A0 128 | シン | DP×5 #14..... Needle DP×5 #14..... | | 2 | | | 2 | |
| | MN 10A1 128 | シン | DP×5 #18..... Needle DP×5 #18..... | | | 2 | | | 2 |
| 254 | M9 0935 003 | 丸平ネジ | ⁹ / ₆₄ (40)×4..... Screw ⁹ / ₆₄ (40)×4..... | 2 | 2 | 2 | 2 | 2 | 2 |
| 908 | MN 70E0 666 | 支工 | (組)..... Needle bar rock frame (complete) .. | 1 | 1 | 1 | 1 | 1 | 1 |
| 255 | MN 10A0 660 | 針棒 | Needle bar..... | 1 | 1 | 1 | 1 | 1 | 1 |
| 256 | _____ | 支工 | Needle bar rock frame..... | 1 | 1 | 1 | 1 | 1 | 1 |
| 257 | _____ | スベ | Spacer..... | 2 | 2 | 2 | 2 | 2 | 2 |
| 258 | M9 0604 011 | 丸皿ネジ | ³ / ₃₂ (56)×4..... Screw ³ / ₃₂ (56)×4..... | 4 | 4 | 4 | 4 | 4 | 4 |
| 259 | M9 0905 002 | 丸皿ネジ | ⁹ / ₆₄ (40)×8.5..... Screw ⁹ / ₆₄ (40)×8.5..... | 1 | 1 | 1 | 1 | 1 | 1 |
| 260 | _____ | 針棒 | Needle bar connecting stud..... | 1 | 1 | 1 | 1 | 1 | 1 |
| 261 | M9 3003 050 | 座金 | Washer..... | 1 | 1 | 1 | 1 | 1 | 1 |
| 262 | MN 10A0 740 | フェルト | Felt..... | 1 | 1 | 1 | 1 | 1 | 1 |
| 263 | _____ | 角胸 | Square block..... | 1 | 1 | 1 | 1 | 1 | 1 |
| 264 | _____ | レネ | Needle bar connecting link..... | 1 | 1 | 1 | 1 | 1 | 1 |
| 265 | MN 10A5 689 | ホルダ | Holder..... | 1 | 1 | 1 | 1 | 1 | 1 |
| 266 | M9 0803 002 | 平ネジ | ¹ / ₈ (44)×3.5..... Screw ¹ / ₈ (44)×3.5..... | 2 | 2 | 2 | 2 | 2 | 2 |
| 267 | MN 40A1 740 | フェルト | Felt..... | 1 | 1 | 1 | 1 | 1 | 1 |
| 268 | M9 1513 001 | 止メネジ | ¹⁵ / ₆₄ (28)×10..... Screw ¹⁵ / ₆₄ (28)×10..... | 1 | 1 | 1 | 1 | 1 | 1 |

⑥ 縫目加減機構
 STITCH REGULATOR MECHANISM



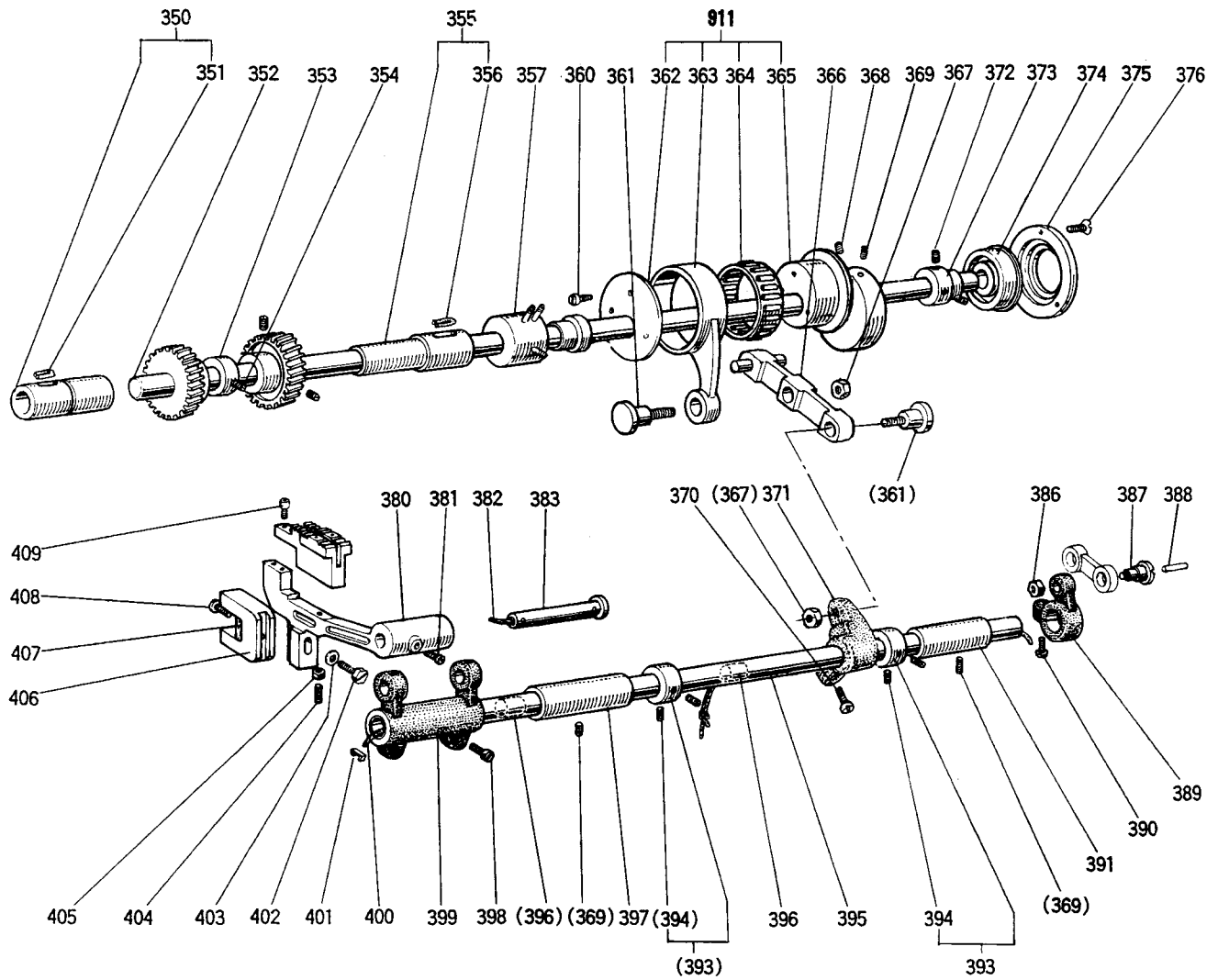
6 縫目加減機構

STITCH REGULATOR MECHANISM

| Fig. No. | 部品コード Part No. | 部 品 名 | Description | 使用個数 Amt. Req. | | | | | |
|----------|-------------------|-------------|---|-------------------|-----|-----|----------|------|----|
| | | | | LT2-2220 | | | LT2-2230 | | |
| | | | | LOB | MOB | BOB | LT | MITW | BT |
| 290 | MN 70A0 291 | 送り調節カム (組) | Feed regulator (complete)..... | 1 | 1 | 1 | 1 | 1 | 1 |
| 291 | M9 1516 002 | 平ネジ | $15/64(28) \times 8.5$ Screw $15/64(28) \times 8.5$ | 2 | 2 | 2 | 2 | 2 | 2 |
| 292 | M9 1505 007 | 丸平ネジ | $15/64(28) \times 12$ Screw $15/64(28) \times 12$ | 1 | 1 | 1 | 1 | 1 | 1 |
| 293 | MN 70A1 956 | 連接棒 | Connecting link..... | 1 | 1 | 1 | 1 | 1 | 1 |
| 294 | MN 70A0 761 | 偏心軸 | Eccentric shaft..... | 1 | 1 | 1 | 1 | 1 | 1 |
| 295 | MN 70A0 320 | 返し縫イ軸上 | Reverse stitch shaft (upper)..... | 1 | 1 | 1 | | | |
| | MN 72A0 320 | 返し縫イ軸上 | Reverse stitch shaft (upper)..... | | | | 1 | 1 | 1 |
| 296 | MF 10A2 572 | ツル巻キバネ | Spring..... | 1 | 1 | 1 | 1 | 1 | 1 |
| 297 | MF 80A0 852 | ピン | Pin..... | 1 | 1 | 1 | | | |
| 298 | MF 00A0 852 | ピン | Pin..... | | | | 1 | 1 | 1 |
| 299 | MN 40A0 228 | 腕 | Arm..... | 1 | 1 | 1 | | | |
| | MN 50A6 228 | 腕 | Arm..... | | | | 1 | 1 | 1 |
| 300 | M9 0508 003 | 丸平ネジ | $15/64(28) \times 16.5$ Screw $15/64(28) \times 16.5$ | 1 | 1 | 1 | 1 | 1 | 1 |
| 301 | M9 1102 002 | 平ネジ | $11/64(40) \times 8.5$ Screw $11/64(40) \times 8.5$ | 1 | 1 | 1 | 1 | 1 | 1 |
| 302 | M9 5003 053 | 平ネジ座 | Spring washer..... | 1 | 1 | 1 | | | |
| 303 | M9 1516 002 | 丸平ネジ | $15/64(28) \times 8.5$ Screw $15/64(28) \times 8.5$ | 2 | 2 | 2 | | | |
| 304 | MN 70A0 632 | 縫目加減レバー (組) | Reverse sewing lever (complete)..... | 1 | 1 | 1 | | | |
| | MN 72A0 632 | 縫目加減レバー | Reverse sewing lever..... | | | | 1 | 1 | 1 |
| 305 | MN 40A0 572 | ツル巻キバネ | Spring..... | 1 | 1 | 1 | 1 | 1 | 1 |
| 306 | MN 40A0 154 | 案内板 | Bracket for spring..... | 1 | 1 | 1 | | | |
| 307 | M9 1106 004 | ブラマイネジ | $11/64(40) \times 8$ Screw $11/64(40) \times 8$ | 6 | 6 | 6 | 5 | 5 | 5 |
| 308 | MN 72E0 640 | 送り調節ネジ組立 | Screw bar complete..... | | | | 1 | 1 | |
| | MN 74E0 640 | 送り調節ネジ組立 | Screw bar complete..... | | | | | | 1 |
| 308 | M9 1215 002 | 平ネジ | $3/16(28) \times 12$ Screw $3/16(28) \times 12$ | | | | 1 | 1 | 1 |
| 309 | MF 00A0 257 | 押工金 | Bushing..... | | | | 1 | 1 | 1 |
| 310 | MF 01A0 841 | 目盛板 | Stitch length indicating plate..... | | | | 1 | 1 | |
| | MN 74A0 841 | 目盛板 | Stitch length indicating plate..... | | | | | | 1 |
| 311 | MF 01A0 631 | ダイヤル | Dial..... | | | | 1 | 1 | 1 |
| 312 | MF 00A0 950 | レバ | Stopper pin releasing lever..... | | | | 1 | 1 | 1 |
| 313 | MF 02A0 245 | 円錐バネ | Coil spring..... | | | | 1 | 1 | 1 |
| 314 | MF 60A1 640 | 送り調節ネジ | Screw bar..... | 1 | 1 | 1 | 1 | 1 | 1 |
| 315 | M9 1000 085 | Oリング | O-ring $\phi 10$ | 1 | 1 | 1 | 1 | 1 | 1 |
| 316 | MN 70E0 640 | 送り調節ネジ組立 | Screw bar complete..... | 1 | 1 | | | | |
| | MN 69E0 640 | 送り調節ネジ組立 | Screw bar complete..... | | | 1 | | | |
| 316 | M9 1209 002 | 平ネジ | $3/16(28) \times 8$ Screw $3/16(28) \times 8$ | 1 | 1 | 1 | | | |
| 317 | MN 70A0 631 | ダイヤル | Dial..... | 1 | 1 | | | | |
| | MN 69A0 631 | ダイヤル | Dial..... | | | 1 | | | |
| 318 | M9 1607 031 | 特殊ボルト | $1/4(40) \times 8$ Bolt $1/4(40) \times 8$ | 1 | 1 | 1 | 1 | 1 | 1 |
| 319 | M9 1515 002 | 平ネジ | $15/64(28) \times 10$ Screw $15/64(28) \times 10$ | 2 | 2 | 2 | 2 | 2 | 2 |
| 320 | MN 70A0 634 | 縫目加減腕下 (組) | Stitch regulating crank lower (complete)..... | 1 | 1 | 1 | 1 | 1 | 1 |
| 321 | MN 70A0 257 | 返し台押工板 | Holding plate of reverse bar..... | 1 | 1 | 1 | 1 | 1 | 1 |
| 322 | M9 3002 050 | 返座 | Washer..... | 1 | 1 | 1 | 1 | 1 | 1 |
| 323 | MN 70A0 321 | 返し台 (組) | Reverse bar (complete)..... | 1 | 1 | 1 | 1 | 1 | 1 |
| 324 | MN 70A0 325 | 直角案内板 | Square block..... | 2 | 2 | 2 | 2 | 2 | 2 |
| 325 | MN 70A1 154 | 案内板 | Guide plate..... | 2 | 2 | 2 | 2 | 2 | 2 |

7 下軸・送り機構

LOWER SHAFT & FEED ROCK SHAFT MECHANISM



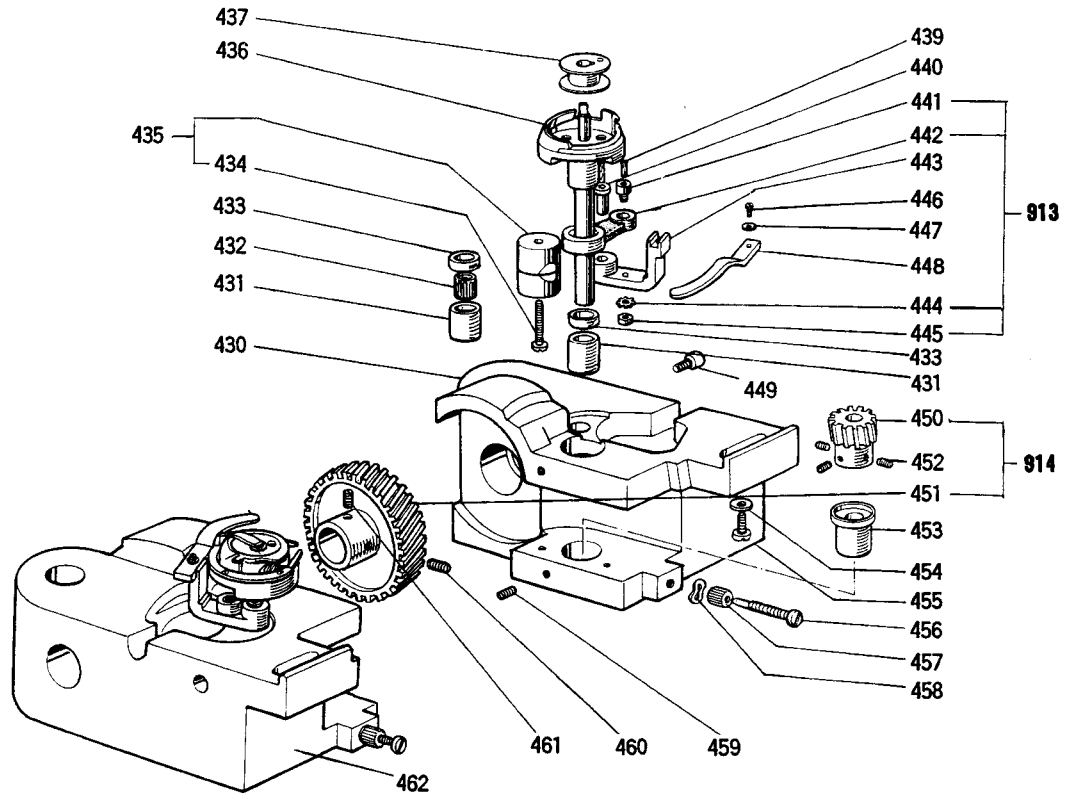
7 下軸・送り機構

LOWER SHAFT & FEED ROCK SHAFT MECHANISM

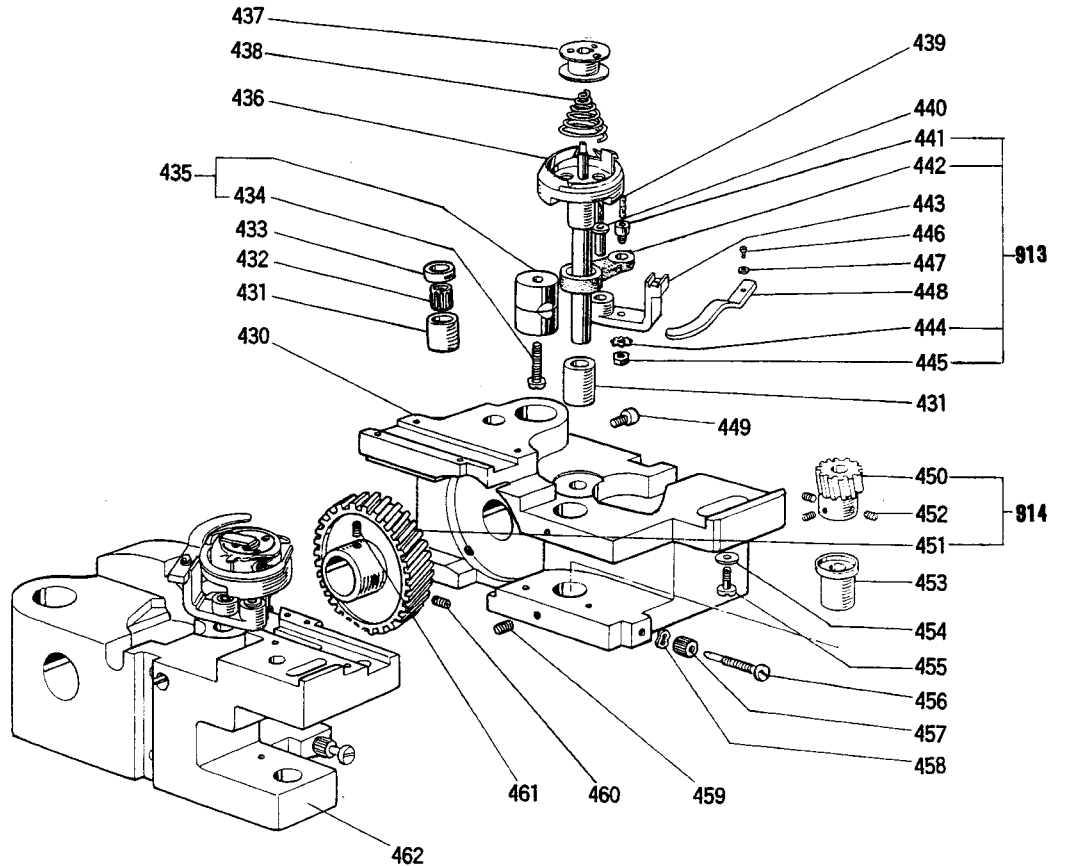
| Fig. No. | 部品コード Part. No. | 部 品 名 | Description | 使用個数 Amt. Req. | | | | | | |
|----------|--------------------|-----------|--|-------------------|-----|-----|----------|---|----|-----|
| | | | | LT2-2220 | | | LT2-2230 | | | |
| | | | | LOB | MOB | BOB | L | M | TW | BIT |
| 350 | MN 70A0 451 | 下軸メタル | 左(組)..... Lower shaft bushing left (complete)..... | 1 | 1 | 1 | 1 | 1 | 1 | 1 |
| 351 | MN 70E1 148 | ヒモ | φ2×45..... Oil wick φ2×45..... | 1 | 1 | 1 | 1 | 1 | 1 | 1 |
| 352 | MN 70A0 450 | 下軸 | Lower shaft..... | 1 | 1 | 1 | 1 | 1 | 1 | 1 |
| 353 | MN 70A0 760 | 偏心輪 | Feed lifting cam..... | 1 | 1 | 1 | 1 | 1 | 1 | 1 |
| 354 | M9 1603 001 | 止メネジ | 1/4(40)×5..... Screw 1/4(40)×5..... | 1 | 1 | 1 | 1 | 1 | 1 | 1 |
| 355 | MN 70A0 452 | 下軸メタル | 右(組)..... Lower shaft bushing right (complete)..... | 1 | 1 | 1 | 1 | 1 | 1 | 1 |
| 356 | MN 70E1 148 | ヒモ | φ2×85..... Oil wick φ2×85..... | 1 | 1 | 1 | 1 | 1 | 1 | 1 |
| 357 | MN 70E0 453 | 下軸メタル | 中(組)..... Lower shaft bushing middle (complete)..... | 1 | 1 | 1 | 1 | 1 | 1 | 1 |
| 911 | MN 70E0 290 | 水平送りカムロッド | (組)..... Level feed connecting rod (complete) .. | 1 | 1 | | 1 | 1 | | |
| | MN 69E0 290 | 水平送りカムロッド | (組)..... Level feed connecting rod (complete) .. | | | 1 | | | | 1 |
| 360 | M9 1109 002 | 平ネジ | 11/64(40)×7..... Screw 11/64(40)×7..... | 3 | 3 | 3 | 3 | 3 | 3 | 3 |
| 361 | M9 1685 015 | 平ネジ | 1/4(24)×13..... Screw 1/4(24)×13..... | 2 | 2 | 2 | 2 | 2 | 2 | 2 |
| 362 | | 座金 | Washer..... | 1 | 1 | 1 | 1 | 1 | 1 | 1 |
| 363 | | 送り口 | Feed connecting rod..... | 1 | 1 | 1 | 1 | 1 | 1 | 1 |
| 364 | | 軸受 | Needle bearing..... | 1 | 1 | 1 | 1 | 1 | 1 | 1 |
| 365 | | 水平送りカム | Level feed connecting cam..... | 1 | 1 | | 1 | 1 | | |
| | | 水平送りカム | Level feed connecting cam..... | | | 1 | | | | 1 |
| 366 | MN 70E0 956 | 運接桿 | (組)..... Link (complete)..... | 1 | 1 | 1 | 1 | 1 | 1 | 1 |
| 367 | M9 1601 045 | 止メネジ | 1/4(24)..... Nut 1/4(24)..... | 2 | 2 | 2 | 2 | 2 | 2 | 2 |
| 368 | M9 1513 001 | 止メネジ | 15/64(28)×10..... Screw 15/64(28)×10..... | 1 | 1 | 1 | 1 | 1 | 1 | 1 |
| 369 | M9 1516 001 | 止メネジ | 15/64(28)×14..... Screw 15/64(28)×14..... | 3 | 3 | 3 | 3 | 3 | 3 | 3 |
| 370 | M9 1506 002 | 平ネジ | 15/64(28)×14..... Screw 15/64(28)×14..... | 1 | 1 | 1 | 1 | 1 | 1 | 1 |
| 371 | MN 70A0 273 | 送り腕 | (中)..... Connecting rod crank (middle)..... | 1 | 1 | 1 | 1 | 1 | 1 | 1 |
| 372 | M9 1606 001 | 止メネジ | 1/4(40)×6..... Screw 1/4(40)×6..... | 2 | 2 | 2 | 2 | 2 | 2 | 2 |
| 373 | MN 70A1 750 | ブッシュ | Bushing..... | 1 | 1 | 1 | 1 | 1 | 1 | 1 |
| 374 | MN 70A2 456 | 軸受 | Ball bearing..... | 1 | 1 | 1 | 1 | 1 | 1 | 1 |
| 375 | MN 70A0 771 | 軸受け | Bearing holder..... | 1 | 1 | 1 | 1 | 1 | 1 | 1 |
| 376 | M9 0902 011 | 皿ネジ | 9/64(40)×7..... Screw 9/64(40)×7..... | 3 | 3 | 3 | 3 | 3 | 3 | 3 |
| 380 | MN 70A0 281 | 送り台 | Feed bar..... | 1 | 1 | 1 | | | | |
| | MN 72A0 281 | 送り台 | Feed bar..... | | | | 1 | 1 | 1 | 1 |
| 381 | M9 1102 002 | 平ネジ | 11/64(40)×8.5..... Screw 11/64(40)×8.5..... | 1 | 1 | 1 | 1 | 1 | 1 | 1 |
| 382 | MN 70E0 148 | ヒモ | φ2.5×150..... Oil wick φ2.5×150..... | 1 | 1 | 1 | 1 | 1 | 1 | 1 |
| 383 | MN 40A0 283 | ツバ付軸 | Feed bar shaft..... | 1 | 1 | 1 | 1 | 1 | 1 | 1 |
| 386 | M9 2001 045 | 平ネジ | 5/16(24)..... Nut 5/16(24)..... | 1 | 1 | 1 | 1 | 1 | 1 | 1 |
| 387 | M9 2001 015 | 平ネジ | 5/16(24)×6..... Screw 5/16(24)×6..... | 1 | 1 | 1 | 1 | 1 | 1 | 1 |
| 388 | MF 10E2 148 | ヒモ | φ2.5×85..... Oil wick φ2.5×85..... | 1 | 1 | 1 | 1 | 1 | 1 | 1 |
| 389 | MN 40A0 279 | 水平送り腕 | (右)..... Feed rock shaft crank (right)..... | 1 | 1 | 1 | 1 | 1 | 1 | 1 |
| 390 | M9 1603 003 | 丸平ネジ | 1/4(24)×16..... Screw 1/4(24)×16..... | 1 | 1 | 1 | 1 | 1 | 1 | 1 |
| 391 | MN 70A0 287 | 送り軸メタル | (右)..... Feed rock shaft bushing (right) .. | 1 | 1 | 1 | 1 | 1 | 1 | 1 |
| 393 | MF 70A0 352 | 力ラ | (組)..... Collar (complete)..... | 2 | 2 | 2 | 2 | 2 | 2 | 2 |
| 394 | M9 1602 001 | 止メネジ | 1/4(40)×4..... Screw 1/4(40)×4..... | 4 | 4 | 4 | 4 | 4 | 4 | 4 |
| 395 | MN 40A0 491 | 水平送り軸 | Feed rock shaft..... | 1 | 1 | 1 | 1 | 1 | 1 | 1 |
| 396 | MP 40A2 740 | フェルト | Felt..... | 2 | 2 | 2 | 2 | 2 | 2 | 2 |
| 397 | MF 70A0 286 | 送り軸メタル | (左)..... Feed rock shaft bushing (left) .. | 1 | 1 | 1 | 1 | 1 | 1 | 1 |
| 398 | M9 1204 003 | 丸平ネジ | 3/16(28)×12..... Screw 3/16(28)×12..... | 2 | 2 | 2 | 2 | 2 | 2 | 2 |
| 399 | MN 40A0 278 | 水平送り腕 | (左)..... Feed rock shaft crank (left)..... | 1 | 1 | 1 | | | | |
| | MN 50A0 278 | 水平送り腕 | (左)..... Feed rock shaft crank (left)..... | | | | 1 | 1 | 1 | 1 |
| 400 | MN 70E0 148 | ヒモ | φ2.5×430..... Oil wick φ2.5×430..... | 1 | 1 | 1 | 1 | 1 | 1 | 1 |
| 401 | MF 80A0 780 | ホルダ | Holder..... | 1 | 1 | 1 | 1 | 1 | 1 | 1 |
| 402 | M9 1511 022 | ボルト | 15/64(28)×13.5..... Bolt 15/64(28)×13.5..... | 1 | 1 | 1 | 1 | 1 | 1 | 1 |
| 403 | M9 0607 050 | 座金 | 6..... Washer 6..... | 1 | 1 | 1 | 1 | 1 | 1 | 1 |
| 404 | M9 0851 001 | 止メネジ | 1/8(40)×15..... Screw 1/8(40)×15..... | 1 | 1 | 1 | 1 | 1 | 1 | 1 |
| 405 | M9 0801 045 | 止メネジ | 1/8(40)..... Nut 1/8(40)..... | 1 | 1 | 1 | 1 | 1 | 1 | 1 |
| 406 | MN 70A0 744 | 二又 | Feed bar connecting fork .. | 1 | 1 | | 1 | 1 | | |
| | MN 69A0 744 | 二又 | Feed bar connecting fork .. | | | 1 | | | | 1 |
| 407 | MN 70A1 740 | フェルト | Felt..... | 1 | 1 | 1 | 1 | 1 | 1 | 1 |
| 408 | M9 0804 003 | 丸平ネジ | 1/8(44)×4..... Screw 1/8(44)×4..... | 1 | 1 | 1 | 1 | 1 | 1 | 1 |
| 409 | M9 0803 020 | 六角穴付ボルト | 1/8(40)×7..... Bolt 1/8(40)×7..... | 2 | 2 | 2 | 2 | 2 | 2 | 2 |

⑧ カマ台機構
HOOK SADDLE MECHANISM

LT2-2220



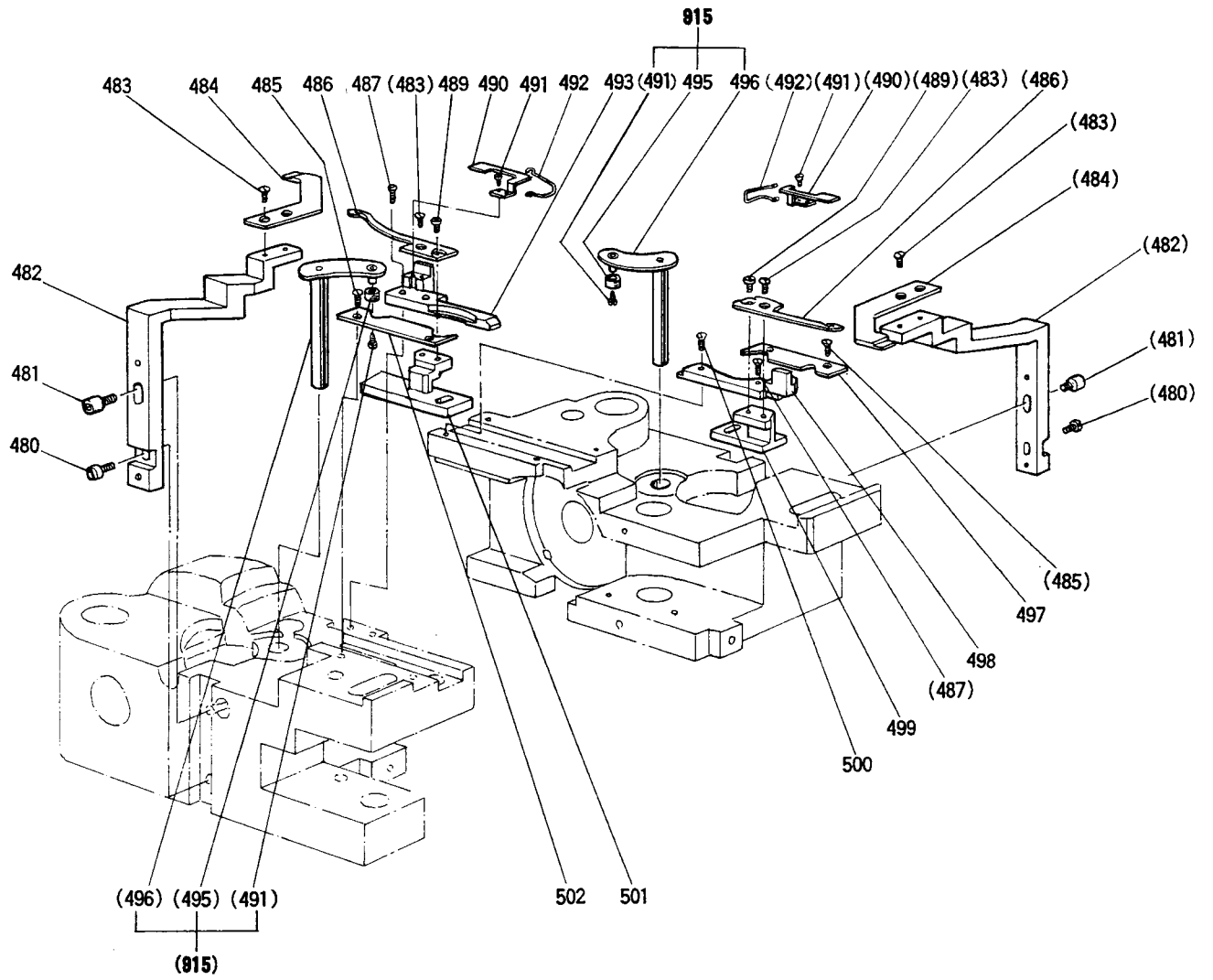
LT2-2230



8 カマ台機構 HOOK SADDLE MECHANISM

| Fig. No. | 部品コード Part No. | 部 品 名 | Description | 使用個数 Amt. Req. | | | | | | |
|----------|-------------------|-----------------|------------------------------------|-------------------|-----|-----|----------|------|-----|---|
| | | | | LT2-2220 | | | LT2-2230 | | | |
| | | | | LOB | MOB | BOB | LIT | MTTW | BIT | |
| 430 | MN 70A0 345 | カ マ 台 (右) | Hook saddle (right) | 1 | 1 | | | | | |
| | MN 69A0 345 | カ マ 台 (右) | Hook saddle (right) | | | 1 | | | | |
| | MN 72A0 345 | カ マ 台 (右) | Hook saddle (right) | | | | 1 | 1 | | |
| | MN 74A0 345 | カ マ 台 (右) | Hook saddle (right) | | | | | | | 1 |
| 431 | MN 70A0 342 | カ マ 軸 メ タ ル (上) | Hook shaft bushing (upper) | 2 | 2 | | 2 | 2 | | |
| | MN 69A0 342 | カ マ 軸 メ タ ル (上) | Hook shaft bushing (upper) | | | 2 | | | | 2 |
| 432 | MN 70A3 456 | ジ ク ウ ケ | Needle bearing | 2 | 2 | | 2 | 2 | | |
| 433 | MN 70A0 476 | ス ベ ー サ | Spacer | 2 | 2 | | 2 | 2 | | |
| | MN 69A0 476 | ス ベ ー サ | Spacer | | | 2 | | | | 2 |
| 434 | M9 1509 002 | 平 ネ ジ | Screw 15/64(28)×22 | 2 | 2 | 2 | 2 | 2 | 2 | 2 |
| 435 | MN 70A2 750 | ブ ツ シ ユ | (組) Bushing (complete) | 2 | 2 | 2 | 2 | 2 | 2 | 2 |
| 436 | MN 10A0 120 | カ カ マ (組) | Hook complete | 2 | 2 | | | | | |
| | MN 12E0 120 | カ カ マ (組) | Hook complete | | | 2 | | | | |
| | MN 72E0 120 | カ カ マ (組) | Hook complete | | | | 2 | 2 | | |
| | MN 74E0 120 | カ カ マ (組) | Hook complete | | | | | | | 2 |
| 437 | MN 40A0 123 | ボ ビ ビ ン | Bobbin | 2 | 2 | | | | | |
| | MN 10E0 123 | ボ ビ ビ ン | Bobbin | | | 2 | | | | |
| | MN 72A0 123 | ボ ビ ビ ン | Bobbin | | | | 2 | 2 | | |
| | MN 74A0 123 | ボ ビ ビ ン | Bobbin | | | | | | | 2 |
| 438 | MN 50A2 245 | エ ン ス イ バ ネ | Spring | | | | 2 | 2 | | |
| | MN 52A2 245 | エ ン ス イ バ ネ | Spring | | | | | | | 2 |
| 439 | MF 10E0 148 | ヒ | Oil wick φ2.5×15 | 2 | 2 | 2 | 2 | 2 | 2 | 2 |
| 440 | MN 10A0 302 | オ ー プ ナ 支 エ 軸 | Bobbin case opener holder pin | 2 | 2 | 2 | 2 | 2 | 2 | 2 |
| 913 | MN 40E0 301 | オ ー プ ナ 支 エ 組 | Bobbin case opener holder complete | 2 | 2 | | 2 | 2 | | |
| | MN 10E0 301 | オ ー プ ナ 支 エ 組 | Bobbin case opener holder complete | | | 2 | | | | 2 |
| 441 | M9 1254 030 | 特 殊 ネ ジ | Screw 3/16(32)×7.8 | 2 | 2 | 2 | 2 | 2 | 2 | 2 |
| 442 | MN 10A0 340 | 連 接 棒 | Link | 2 | 2 | | 2 | 2 | | |
| | MP 40A0 340 | 連 接 棒 | Link | | | 2 | | | | 2 |
| 443 | MN 10A0 301 | オ ー プ ナ 支 エ | Bobbin case opener holder | 2 | 2 | | 2 | 2 | | |
| | MN 52A0 301 | オ ー プ ナ 支 エ | Bobbin case opener holder | | | 2 | | | | 2 |
| 444 | M9 0501 053 | パ ネ 座 金 | Spring washer 5 | 2 | 2 | 2 | 2 | 2 | 2 | 2 |
| 445 | M9 1252 045 | ナ ツ | Nut 3/16(32) | 2 | 2 | 2 | 2 | 2 | 2 | 2 |
| 446 | M9 0910 003 | 丸 平 ネ ジ | Screw 9/64(40)×7 | 2 | 2 | 2 | 2 | 2 | 2 | 2 |
| 447 | M9 0401 050 | 座 ー プ ナ | Washer | 2 | 2 | 2 | 2 | 2 | 2 | 2 |
| 448 | MN 50A0 300 | オ ー プ ナ | Opener | 2 | 2 | | 2 | 2 | | |
| | MN 52A0 300 | オ ー プ ナ | Opener | | | 2 | | | | 2 |
| 449 | M9 1201 020 | 六角穴付止メネジ | Screw 3/16(28)×14.5 | 2 | 2 | 2 | 2 | 2 | 2 | 2 |
| 914 | MN 70E0 644 | ネ ジ 齒 車 (組) | Gear (complete) | 2 | 2 | 2 | 2 | 2 | 2 | 2 |
| 450 | | ネ ジ 齒 車 (小) | Gear (small) | 2 | 2 | 2 | 2 | 2 | 2 | 2 |
| 451 | | ネ ジ 齒 車 (大) | Gear (large) | 2 | 2 | 2 | 2 | 2 | 2 | 2 |
| 452 | M9 1602 001 | 止 メ ネ ジ | Screw 1/4(40)×4 | 6 | 6 | 6 | 6 | 6 | 6 | 6 |
| 453 | MN 70A0 343 | カ マ 軸 メ タ ル (下) | Hook shaft bushing(lower) | 2 | 2 | 2 | 2 | 2 | 2 | 2 |
| 454 | M9 0701 050 | 力 座 | Washer | 2 | 2 | 2 | 2 | 2 | 2 | 2 |
| 455 | M9 1652 002 | 平 ネ ジ | Screw 1/4(24)×23 | 2 | 2 | 2 | 2 | 2 | 2 | 2 |
| 456 | M9 1206 030 | 特 殊 ネ ジ | Screw 3/16(28)×26 | 2 | 2 | 2 | 2 | 2 | 2 | 2 |
| 457 | M9 1206 045 | ツ マ ミ ナ ッ ト | Nut 3/16(28) | 2 | 2 | 2 | 2 | 2 | 2 | 2 |
| 458 | M9 3005 050 | パ ネ 座 金 | Spring washer | 2 | 2 | 2 | 2 | 2 | 2 | 2 |
| 459 | M9 1503 001 | 止 メ ネ ジ | Screw 15/64(28)×4.5 | 4 | 4 | 4 | 4 | 4 | 4 | 4 |
| 460 | M9 1606 001 | 止 メ ネ ジ | Screw 1/4(40)×6 | 2 | 2 | 2 | 2 | 2 | 2 | 2 |
| 461 | M9 1655 001 | 止 メ ネ ジ | Screw 1/4(40)×6.5 | 2 | 2 | 2 | 2 | 2 | 2 | 2 |
| 462 | MN 70A0 344 | カ マ 台 (左) | Hook saddle (left) | 1 | 1 | | | | | |
| | MN 69A0 344 | カ マ 台 (左) | Hook saddle (left) | | | 1 | | | | |
| | MN 72A0 344 | カ マ 台 (左) | Hook saddle (left) | | | | 1 | 1 | | |
| | MN 74A0 344 | カ マ 台 (左) | Hook saddle (left) | | | | | | | 1 |

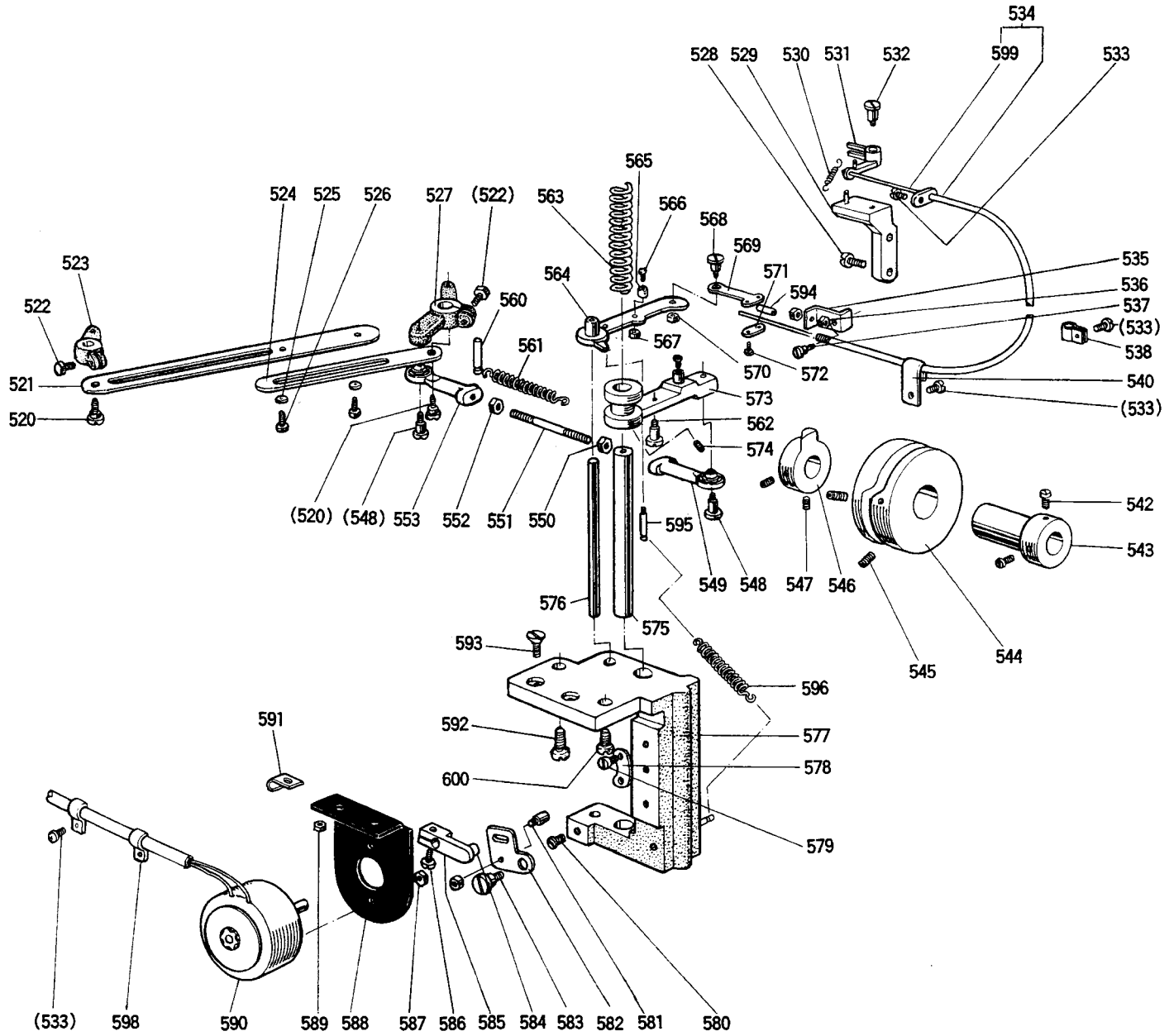
9 糸切り機構 (I)
KNIFE MECHANISM (I)



⑨ 糸切り機構 (I)
KNIFE MECANISM (I)

| Fig. No. | 部品コード Part No. | 部 品 名 | Description | 使用個数 Amt. Req. | | | | | |
|----------|-------------------|---------|-----------------------------|-------------------|-----|-----|----------|------|-----|
| | | | | LT2-2220 | | | LT2-2230 | | |
| | | | | LOB | MOB | BOB | LIT | MITM | BIT |
| 480 | M9 0911 030 | 特殊ネジ | $9/64(40) \times 7$ | | | | 2 | 2 | 2 |
| 481 | M9 1106 022 | 六角穴付ボルト | | | | | 2 | 2 | 2 |
| 482 | MN 50A0 839 | メス取付台 | | | | | 2 | 2 | 2 |
| 483 | M9 1102 010 | 皿ネジ | $9/64(40) \times 5$ | | | | 6 | 6 | 6 |
| 484 | MP 41A0 838 | 固定メス | | | | | 2 | 2 | 2 |
| 485 | M9 0916 011 | 皿ネジ | $9/64(40) \times 4$ | | | | 4 | 4 | 4 |
| 486 | MP 41B0 838 | 移動メス | | | | | 2 | 2 | 2 |
| 487 | M9 0801 010 | 皿ネジ | $1/8(40) \times 9.2$ | | | | 2 | 2 | 2 |
| 489 | M9 0944 002 | 平ネジ | $9/64(40) \times 4.5$ | | | | 2 | 2 | 2 |
| 490 | MN 50A0 192 | 板バネ | | | | | 2 | 2 | 2 |
| 491 | M9 0605 002 | 平ネジ | $3/32(56) \times 3.8$ | | | | 6 | 6 | 6 |
| 492 | MN 50A0 507 | センサクバネ | | | | | 2 | 2 | 2 |
| 493 | MN 60A1 154 | 案内金 | (左)..... | | | | 1 | 1 | |
| | MN 60E1 154 | 案内金 | (左)..... | | | | | | 1 |
| 915 | MN 60A0 950 | レバークミタ | | | | | 2 | 2 | 2 |
| 495 | MN 60A0 411 | コロ | | | | | 2 | 2 | 2 |
| 496 | | レバ | | | | | 2 | 2 | 2 |
| 497 | MN 60A2 742 | 蓋 | (右)..... | | | | 1 | 1 | 1 |
| 498 | MN 60A2 154 | 案内金 | (右)..... | | | | 1 | 1 | |
| | MN 60E0 154 | 案内金 | (右)..... | | | | | | 1 |
| 499 | MN 60A0 837 | メス台 | (右)..... | | | | 1 | 1 | 1 |
| 500 | M9 0906 010 | 皿ネジ | $9/64(40) \times 9.5$ | | | | 1 | 1 | 1 |
| 501 | MN 60A0 836 | メス台 | (左)..... | | | | 1 | 1 | 1 |
| 502 | MN 60A1 742 | 蓋 | (左)..... | | | | 1 | 1 | 1 |

Ⅱ 糸切り機構 Ⅱ
 KNIFE MECHANISM Ⅱ

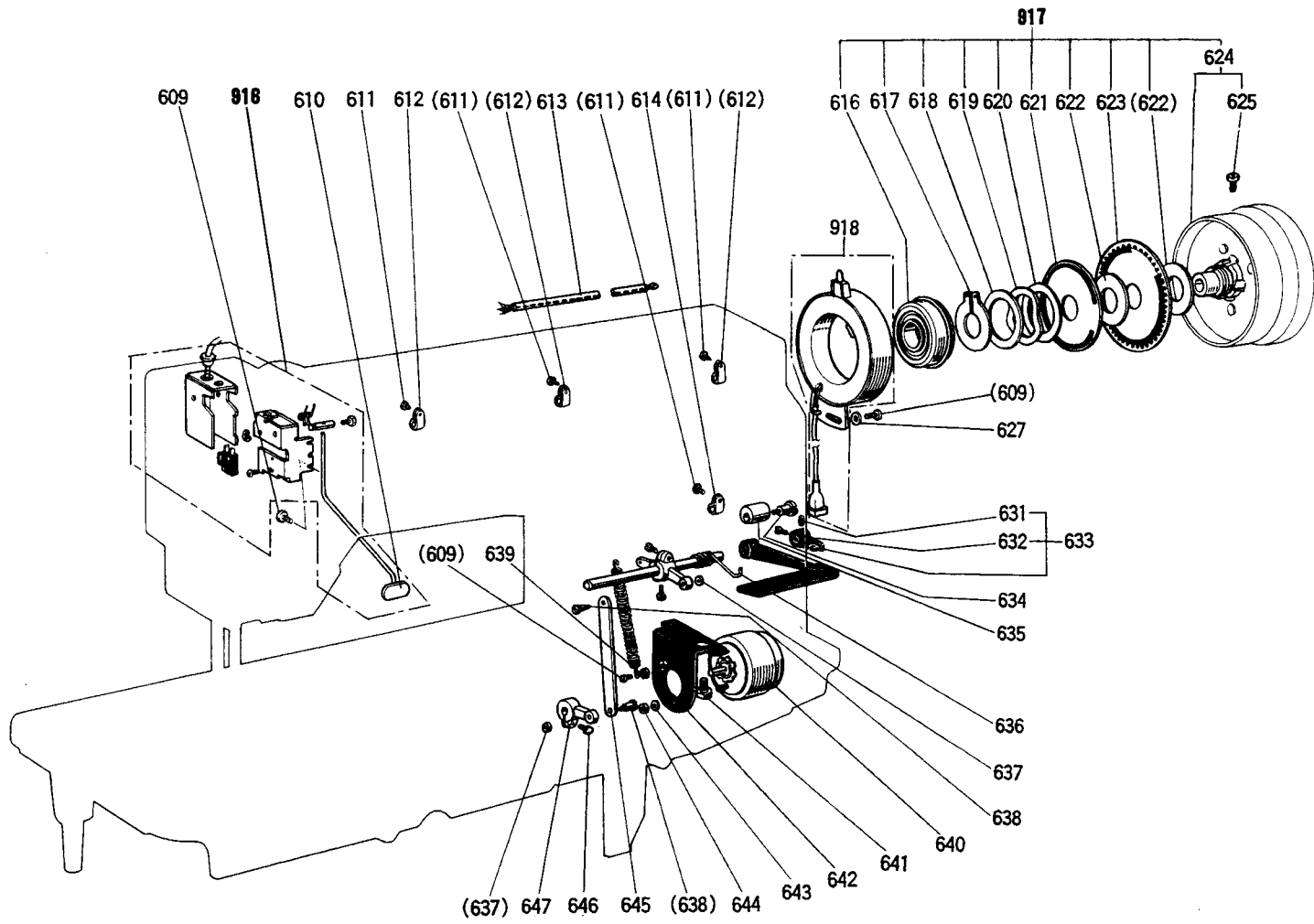


10 糸切り機構 (II)

KNIFE MECHANISM (II)

| Fig. No. | 部品コード Part. No. | 部 品 名 | Description | 使用個数 Amt. Req. | | | | | | |
|----------|-----------------|-------------|-------------|------------------------|------------------------------|--------------------------------|---------------------------------|-----|-----|---|
| | | | | LT2-2220 | | | LT2-2230 | | | |
| | | | | LOB | MOB | BOB | L | MTW | BIT | |
| 520 | M9 1134 015 | 平 ネ ジ 段 付 | M5(0.5)×7.5 | Screw M5(0.5)×7.5 | | | | 2 | 2 | 2 |
| 521 | MP 43A0 910 | リ ン ル | | Link | | | | 1 | 1 | 1 |
| 522 | M9 1508 022 | ボ | | Bolt | | | | 2 | 2 | 2 |
| 523 | MN 60A3 228 | 腕 | | Arm | | | | 1 | 1 | 1 |
| 524 | MN 50A0 910 | リ ン | ク | Connecting plate | | | | 1 | 1 | 1 |
| 525 | M9 0550 050 | リ 座 | 金 | Washer 4.5 | | | | 2 | 2 | 2 |
| 526 | M9 1201 022 | ボ | ト | Bolt | | | | 2 | 2 | 2 |
| 527 | MN 60A1 228 | 腕 | | Arm | | | | 1 | 1 | |
| | MN 60A2 228 | 腕 | | Arm | | | | | | 1 |
| 528 | M9 1110 002 | 平 ネ | ジ | $11/64(40) \times 8$ | Screw $11/64(40) \times 8$ | | | 2 | 2 | 2 |
| 529 | MN 60A0 172 | 系 ユ ル | メ | | Thread releasing bracket | | | 1 | 1 | 1 |
| 530 | MN 60A3 572 | ツ ル マ キ | バ | | Spring | | | 1 | 1 | 1 |
| 531 | MN 60A0 173 | 系 ユ ル | メ | | Thread releasing | | | 1 | 1 | 1 |
| 532 | M9 1112 015 | 平 ネ | ジ | $11/64(40) \times 5$ | Screw $11/64(40) \times 5$ | | | 1 | 1 | 1 |
| 533 | M9 1106 004 | プ ラ マ イ | ネ | $11/64(40) \times 8$ | Screw $11/64(40) \times 8$ | | | 4 | 4 | 4 |
| 534 | MN 60E0 746 | フ レ キ シ ブ ル | ワイヤ | (組) | Flexible wire complete | | | 1 | 1 | 1 |
| 535 | MN 72A0 601 | ト リ ツ ケ | イ | タ | Mounting plate | | | 1 | 1 | 1 |
| 536 | M9 1373 045 | ナ | ツ | ト | M5 | Nut 5 | | 2 | 2 | 2 |
| 537 | M9 1251 015 | 平 ネ | ジ | $3/16(32) \times 3.5$ | Screw $3/16(32) \times 3.5$ | | | 1 | 1 | 1 |
| 538 | MN 60A0 620 | ナイ ロ ン | クリップ | HP-5N | Nylon clip HP-5N | | | 1 | 1 | 1 |
| 540 | MN 50A0 780 | ホ ル | ダ | | Holder | | | 1 | 1 | 1 |
| 542 | M9 1516 002 | 平 ネ | ジ | $15/64(28) \times 8.5$ | Screw $15/64(28) \times 8.5$ | | | 2 | 2 | 2 |
| 543 | MN 72A0 750 | ブ ッ シ | ユ | | Bushing | | | 1 | 1 | 1 |
| 544 | MN 50A0 350 | カ | ム | | Cam | | | 1 | 1 | 1 |
| 545 | M9 1602 020 | 六 角 穴 付 止 | メ | $1/4(40) \times 9.5$ | Screw $1/4(40) \times 9.5$ | | | 2 | 2 | 2 |
| 546 | MN 72A0 350 | カ | ム | | Cam | | | 1 | 1 | 1 |
| 547 | M9 1055 020 | 六 角 穴 付 止 | メ | M4×4 | Screw M4×4 | | | 2 | 2 | 2 |
| 548 | M9 1263 015 | 平 ネ | ジ | M5×8.5 | Screw M5×8.5 | | | 2 | 2 | 2 |
| 549 | MN 55A0 975 | ロ ッ ド | エ | (右) | Ball joint | | | 1 | 1 | 1 |
| 550 | M9 1377 045 | ナ | ツ | ト | M5 | Nut M5 | | 1 | 1 | 1 |
| 551 | M9 5004 023 | 植 込 | ミ | ボ | ルト | Bolt | | 1 | 1 | 1 |
| 552 | M9 1374 045 | ナ | ツ | ト | 左M5 | Nut M5 (left) | | 1 | 1 | 1 |
| 553 | MN 72A0 975 | ロ ッ ド | エ | ン | ド | Ball joint | | 1 | 1 | 1 |
| 560 | M9 5003 067 | 溝 付 | ビ | ン | BXガタ 5×14 | Pin BX-5×14 | | 1 | 1 | 1 |
| 561 | MN 50A0 572 | ツ ル | 巻 | バ | ネ | Spring | | 1 | 1 | 1 |
| 562 | M9 1111 015 | 平 ネ | ジ | $11/64(40) \times 5.5$ | Screw $11/64(40) \times 5.5$ | | | 1 | 1 | 1 |
| 563 | MN 60A5 572 | ツ ル | 巻 | バ | ネ | Spring | | 1 | 1 | 1 |
| 564 | MN 60E0 950 | 系 ユ ル | メ | レ | バ | 組立 | Thread releasing lever complete | 1 | 1 | 1 |
| 565 | MN 50A0 411 | コ | | | 口 | Roller | | 1 | 1 | 1 |
| 566 | M9 1131 015 | 平 ネ | ジ | $11/64(40) \times 3.6$ | Screw $11/64(40) \times 3.6$ | | | 1 | 1 | 1 |
| 567 | M9 1107 045 | 平 ナ | ツ | ト | $11/64(40)$ | Nut $11/64(40)$ | | 1 | 1 | 1 |
| 568 | M9 1231 015 | 平 ネ | ジ | $3/16(28) \times 5$ | Screw $3/16(28) \times 5$ | | | 1 | 1 | 1 |
| 569 | MN 72A1 601 | 取 | 付 | 板 | Mounting plate | | | 1 | 1 | 1 |
| 570 | M9 1201 045 | ナ | ツ | ト | $3/16(28)$ | Nut $3/16(28)$ | | 1 | 1 | 1 |
| 571 | MF 36A0 750 | ブ ッ シ | ユ | | Bushing | | | 1 | 1 | 1 |
| 572 | M9 0802 002 | 平 ネ | ジ | $1/8(44) \times 7$ | Screw $1/8(44) \times 7$ | | | 2 | 2 | 2 |
| 573 | MN 60A0 886 | 揺 動 | 腕 | (組) | Vibrating crank complete | | | 1 | 1 | 1 |
| 574 | M9 1001 020 | 六 角 穴 付 止 | メ | $11/64(40) \times 5$ | Screw $11/64(40) \times 5$ | | | 2 | 2 | 2 |
| 575 | MN 50A3 454 | | 軸 | | Shaft | | | 1 | 1 | 1 |
| 576 | MN 60A0 454 | | 軸 | | Shaft | | | 1 | 1 | 1 |
| 577 | MN 60A0 603 | 取 | 付 | 台 | Mounting base | | | 1 | 1 | 1 |
| 578 | MN 50A0 477 | ス ト ッ | パ | | Stopper | | | 1 | 1 | 1 |
| 579 | M9 1109 002 | 平 ネ | ジ | $11/64(40) \times 7$ | Screw $11/64(40) \times 7$ | | | 2 | 2 | 2 |
| 580 | M9 1102 002 | 平 ネ | ジ | $11/64(40) \times 8.5$ | Screw $11/64(40) \times 8.5$ | | | 1 | 1 | 1 |
| 581 | M9 1111 033 | 平 ビ | ン | ネ | $11/64(40) \times 5$ | Pin screw $11/64(40) \times 5$ | | 1 | 1 | 1 |
| 582 | MN 50A3 950 | レ | バ | ネ | Lever | | | 1 | 1 | 1 |
| 583 | M9 1103 016 | 丸 平 | ネ | ジ | $11/64(40) \times 3.5$ | Screw $11/64(40) \times 3.5$ | | 1 | 1 | 1 |
| 584 | M9 0615 063 | 段 付 | ビ | ン | | Pin | | 1 | 1 | 1 |
| 585 | MN 50A4 228 | | 腕 | | Arm | | | 1 | 1 | 1 |
| 586 | M9 1112 002 | 平 ネ | ジ | $11/64(40) \times 12$ | Screw $11/64(40) \times 12$ | | | 1 | 1 | 1 |
| 587 | M9 1105 045 | 平 ナ | ツ | ト | $11/64(40)$ | Nut $11/64(40)$ | | 1 | 1 | 1 |
| 588 | MN 50A3 601 | 取 | 付 | 板 | Set plate | | | 1 | 1 | 1 |
| 589 | M9 1373 045 | 取 | 付 | ト | M5 | Nut 5 | | 2 | 2 | 2 |
| 590 | M9 1002 095 | ソ レ ノ | イ | ド | (組立) | Solenoid complete | | 1 | 1 | 1 |
| 591 | MN 50A0 780 | ホ ル | ダ | | Holder | | | 1 | 1 | 1 |
| 592 | M9 1603 003 | 丸 平 | ネ | ジ | $1/4(24) \times 16$ | Screw $1/4(24) \times 16$ | | 1 | 1 | 1 |
| 593 | M9 5001 037 | P サ | ラ | ネ | M5×16 | Screw M5×16 | | 2 | 2 | 2 |
| 594 | MN 72A1 750 | ブ ッ シ | ユ | | Bushing | | | 1 | 1 | 1 |
| 595 | M9 1111 030 | 特 殊 | ネ | ジ | $11/64(40) \times 4$ | Screw $11/64(40) \times 4$ | | 1 | 1 | 1 |
| 596 | MN 50A3 572 | ツ ル | 巻 | バ | ネ | Spring | | 1 | 1 | 1 |
| 598 | MF 10A0 689 | ホ ル | ダ | | Holder | | | 2 | 2 | 2 |
| 599 | MN 72A0 746 | フ レ キ シ ブ ル | ワイヤ | | Flexible wire | | | 1 | 1 | 1 |
| 600 | M9 1602 003 | 丸 平 | ネ | ジ | $1/4(24) \times 13$ | Screw $1/4(24) \times 13$ | | 1 | 1 | 1 |

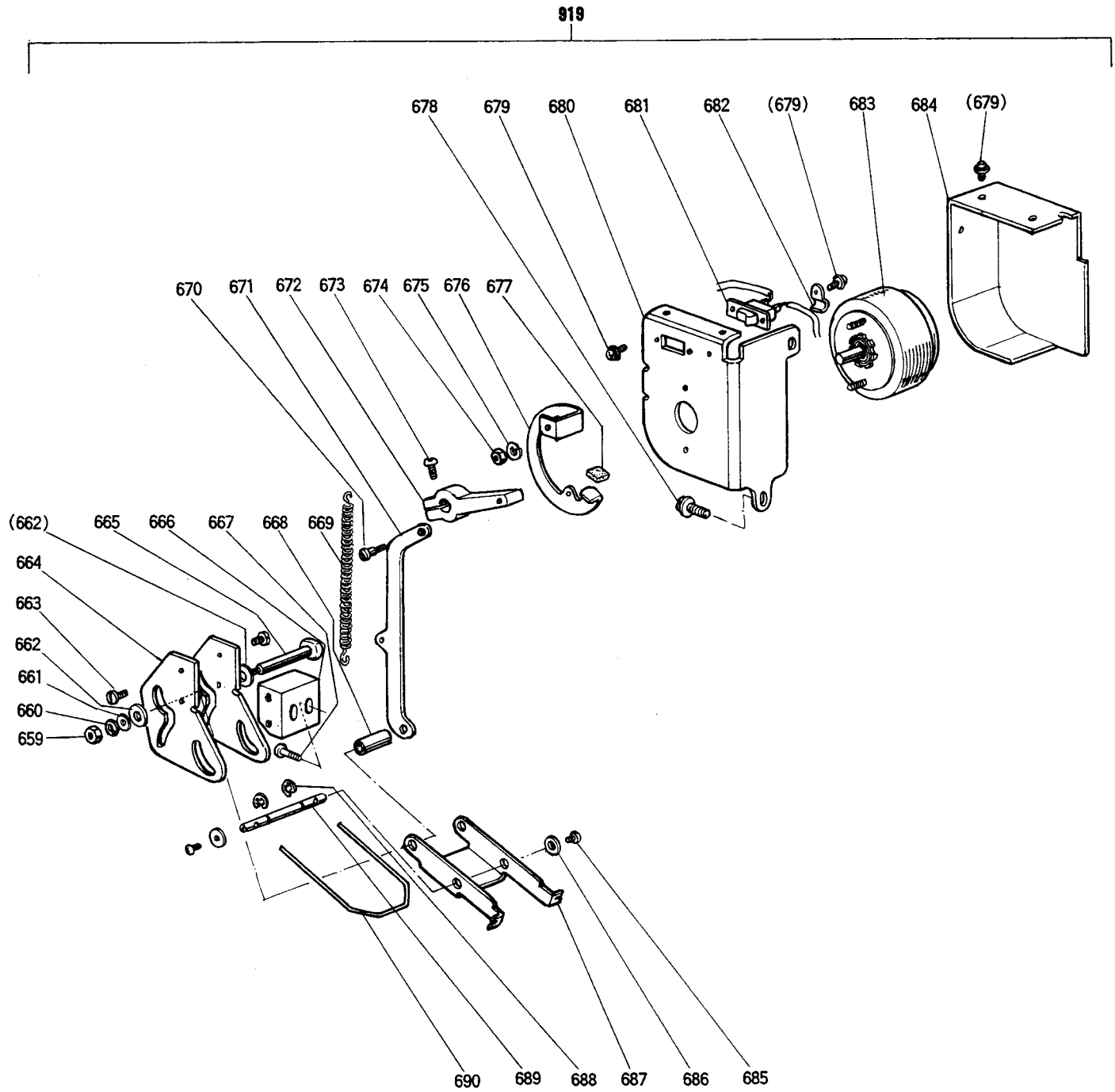
① タッチバックおよび検出器機構
 TOUCH BACK, COMPENSATION STITCHING &
 DETECTOR MECHANISM



① タッチバックおよび検出器機構
TOUCH BACK, COMPENSATION STITCHING &
DETECTOR MECHANISM

| Fig. No. | 部品コード Part. No. | 部 品 名 | Description | 使用個数 Amt. Req. | | | | | |
|----------|--------------------|------------|--|-------------------|-----|-----|----------|-----|-----|
| | | | | LT2-2220 | | | LT2-2230 | | |
| | | | | LOB | MOB | BOB | LT | MTW | BIT |
| 609 | M9 1106 004 | ブラマイネジ | $11/64(40) \times 8$ Screw $11/64(40) \times 8$ | | | | 5 | 5 | 5 |
| 918 | MN 72E0 534 | タッチスイッチ | (組立)..... Touch switch (complete) | | | | 1 | 1 | 1 |
| 610 | MN 72E0 950 | レバ | (組立)..... Lever (complete) | | | | 1 | 1 | 1 |
| 611 | M9 1112 004 | ブラマイネジ | $11/64(40) \times 11$ Screw $11/64(40) \times 11$ | | | | 4 | 4 | 4 |
| 612 | M9 4003 099 | コードホルダ | Cord holder..... | | | | 3 | | 3 |
| | MN 60A0 620 | コードホルダ | Cord holder..... | | | | | 3 | |
| 613 | M9 7003 095 | アース線 | (組立)..... Ground wire (complete) | | | | 1 | 1 | 1 |
| 614 | M9 4008 099 | コードホルダ | Cord holder..... | | | | 1 | 1 | 1 |
| 917 | MN 72E0 682 | プーリ | (組立)..... Pulley (complete) | | | | 1 | 1 | 1 |
| 616 | MN 70A0 456 | 軸受 | Ball bearing..... | | | | 1 | 1 | 1 |
| 617 | M9 0330 065 | C形止メ輪 | 30..... Retaining ring C-type 30 | | | | 1 | 1 | 1 |
| 618 | M9 3001 050 | 座金 | Washer..... | | | | 1 | 1 | 1 |
| 619 | MF 01A0 259 | 反射板押エスプリング | Supporter spring..... | | | | 1 | 1 | 1 |
| 620 | MF 01A1 476 | スペーサ | B..... Spacer B | | | | 1 | 1 | 1 |
| 621 | MN 72A1 694 | 反射板 | F20 (上)..... Speed command disc F20 (up)..... | | | | 1 | 1 | 1 |
| 622 | MF 01A0 476 | スペーサ | A..... Spacer A..... | | | | 2 | 2 | 2 |
| 623 | MN 72A0 694 | 反射板 | F10 (下)..... Speed command disc F10 (down)..... | | | | 1 | 1 | 1 |
| 624 | MN 72E1 682 | プーリ | (組立)..... Pulley (complete) | | | | 1 | 1 | 1 |
| 625 | M9 1520 002 | 平ネジ | $15/64(28) \times 12$ Screw $15/64(28) \times 12$ | | | | 2 | 2 | 2 |
| 627 | M9 3002 050 | 座金 | Washer..... | | | | 1 | 1 | 1 |
| 918 | MF 01E0 406 | 検出器 | (組立)..... Detector bracket (complete) | | | | 1 | 1 | 1 |
| 631 | M9 1506 001 | 止メネジ | $15/64(28) \times 7$ Screw $15/64(28) \times 7$ | | | | 1 | 1 | 1 |
| 632 | M9 1519 002 | 平ネジ | $15/64(28) \times 7.5$ Screw $15/64(28) \times 7.5$ | | | | 1 | 1 | 1 |
| 633 | MN 72A1 950 | レバ | (組立)..... Lever (complete) | | | | 1 | 1 | 1 |
| 634 | M9 1516 015 | 平ネジ | 段付 $15/64(28) \times 6$ Screw $15/64(28) \times 6$ | | | | 1 | 1 | 1 |
| 635 | MN 50A0 417 | ゴムワ | $\phi 16$ Rubber ring $\phi 16$ | | | | 1 | 1 | 1 |
| 636 | MN 50A0 729 | ヒナ | バネ..... Spring | | | | 1 | 1 | 1 |
| 637 | M9 1502 045 | ナット | $15/64(28)$ Nut $15/64(28)$ | | | | 2 | 2 | 2 |
| 638 | M9 1517 015 | 平ネジ | 段付 $15/64(28) \times 14$ Screw $15/64(28) \times 14$ | | | | 2 | 2 | 2 |
| 639 | M9 1105 045 | ナット | $11/64(40)$ Nut $11/64(40)$ | | | | 1 | 1 | 1 |
| 640 | M9 1001 095 | ソレノイド | (組立)..... Solenoid (complete) | | | | 1 | 1 | 1 |
| 641 | M9 8005 022 | ボルト | M8×12..... Bolt M8×12..... | | | | 1 | 1 | 1 |
| 642 | MN 50A2 601 | 取付板 | Set plate..... | | | | 1 | 1 | 1 |
| 643 | M9 0601 053 | バネ | 座金 6..... Spring washer 6..... | | | | 2 | 2 | 2 |
| 644 | M9 1571 045 | ナット | M6..... Nut M6..... | | | | 2 | 2 | 2 |
| 645 | MN 50A2 910 | リンク | Link..... | | | | 1 | 1 | 1 |
| 646 | M9 1502 022 | ボルト | $15/64(28) \times 13$ Bolt $15/64(28) \times 13$ | | | | 1 | 1 | 1 |
| 647 | MN 50A5 228 | 腕 | Arm..... | | | | 1 | 1 | 1 |

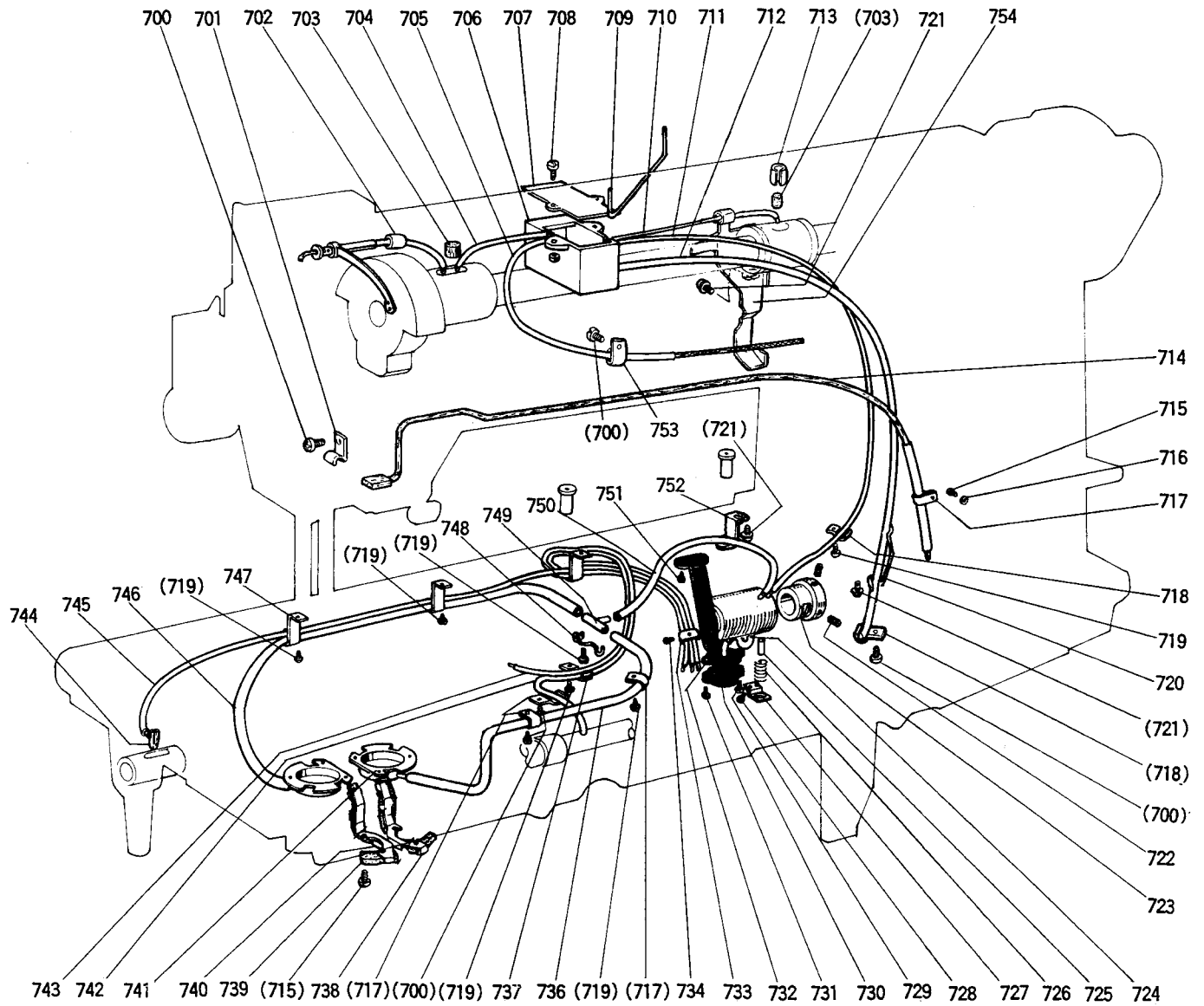
12 ワイパー機構
WIPER MECHANISM



12 ワイパー機構 WIPER MECHANISM

| Fig. No. | 部品コード Part No. | 部 品 名 | Description | 使用個数 Amt. Req. | | | | | |
|----------|-------------------|----------------------------------|-------------------------------|-------------------|-----|-----|----------|------|-----|
| | | | | LT2-2220 | | | LT2-2230 | | |
| | | | | LOB | MOB | BOB | LIT | MITV | BIT |
| 918 | MN 72E0 984 | ワイパー機構部分 | Wiper mechanism | | | | | | 1 |
| 659 | M9 0872 045 | ナ ッ ト M3 | Nut M3 | | | | | | 1 |
| 660 | M9 0301 053 | バ ネ 座 金 3 | Spring washer 3 | | | | | | 1 |
| 661 | M9 0312 050 | 座 金 3 | Washer 3 | | | | | | 1 |
| 662 | M9 0403 050 | 座 金 4 | Washer 4 | | | | | | 2 |
| 663 | M9 1109 002 | 平 ネ ジ $11/64(40) \times 7$ | Screw $11/64(40) \times 7$ | | | | | | 4 |
| 664 | MN 72E0 327 | カ ム 板 (組) | Cam plate (complete) | | | | | | 1 |
| 665 | MN 72A0 454 | ツ バ 付 軸 M3×3.5 | Shaft M3×3.5 | | | | | | 1 |
| 666 | MN 72A0 982 | ワ イ バ ー 台 | Wiper stand | | | | | | 1 |
| 667 | M9 1106 003 | 丸 平 ネ ジ $11/64(40) \times 20$ | Screw $11/64(40) \times 20$ | | | | | | 2 |
| 668 | MN 72A0 352 | カ ラ ー | Collar | | | | | | 1 |
| 669 | MN 50A2 572 | ツ ル 卷 バ ネ | Spring | | | | | | 1 |
| 670 | M9 0929 015 | 平 ネ ジ 段 付 $9/64(40) \times 7.4$ | Screw $9/64(40) \times 7.4$ | | | | | | 1 |
| 671 | MN 72A0 910 | リ ン ク | Link | | | | | | 1 |
| 672 | MN 72A0 981 | ワ イ バ ー 腕 | Wiper crank | | | | | | 1 |
| 673 | M9 1117 002 | 丸 平 ネ ジ $11/64(40) \times 11.4$ | Screw $11/64(40) \times 11.4$ | | | | | | 1 |
| 674 | M9 1003 045 | ナ ッ ト M4 | Nut M4 | | | | | | 2 |
| 675 | M9 0401 053 | バ ネ 座 金 4 | Spring washer 4 | | | | | | 2 |
| 676 | MN 72A0 477 | ス ト ッ パ 板 | Stopper plate | | | | | | 1 |
| 677 | MN 72A0 397 | ク ッ シ ョ ン | Cushion | | | | | | 1 |
| 678 | M9 1109 004 | 座金付ブラマイネジ $11/64(40) \times 8.2$ | Screw $11/64(40) \times 8.2$ | | | | | | 2 |
| 679 | M9 0863 004 | 座金付ブラマイネジ M3×6 | Screw M3×6 | | | | | | 6 |
| 680 | MN 72A2 601 | ソレノイド取付板 | Solenoid plate | | | | | | 1 |
| 681 | MF 40E2 484 | 波 動 ス イ ッ チ | Switch | | | | | | 1 |
| 682 | MF 00A1 780 | コ ー ド ホ ル ダ | Cord holder | | | | | | 1 |
| 683 | M9 1010 095 | ロ ー タ リ ソ レ ノ イ ド | Rotary solenoid | | | | | | 1 |
| 684 | MN 72A0 339 | カ バ ー | Cover | | | | | | 1 |
| 685 | M9 0806 002 | 平 ネ ジ $1/8(44) \times 6$ | Screw $1/8(44) \times 6$ | | | | | | 2 |
| 686 | M9 1571 045 | 小 座 金 6 | Washer 6 | | | | | | 2 |
| 687 | MN 72A0 470 | ワ イ バ ー ス ベ リ 板 | Wiper slide plate | | | | | | 1 |
| 688 | M9 0704 065 | E 形 止 メ 輪 4 | E-type stop ring 4 | | | | | | 2 |
| 689 | MN 72A1 454 | ワ イ バ ー 軸 | Wiper shaft | | | | | | 1 |
| 690 | MN 72A0 980 | ワ イ バ ー | Wiper | | | | | | 1 |

13 給油機構
OIL LUBRICATION MECHANISM

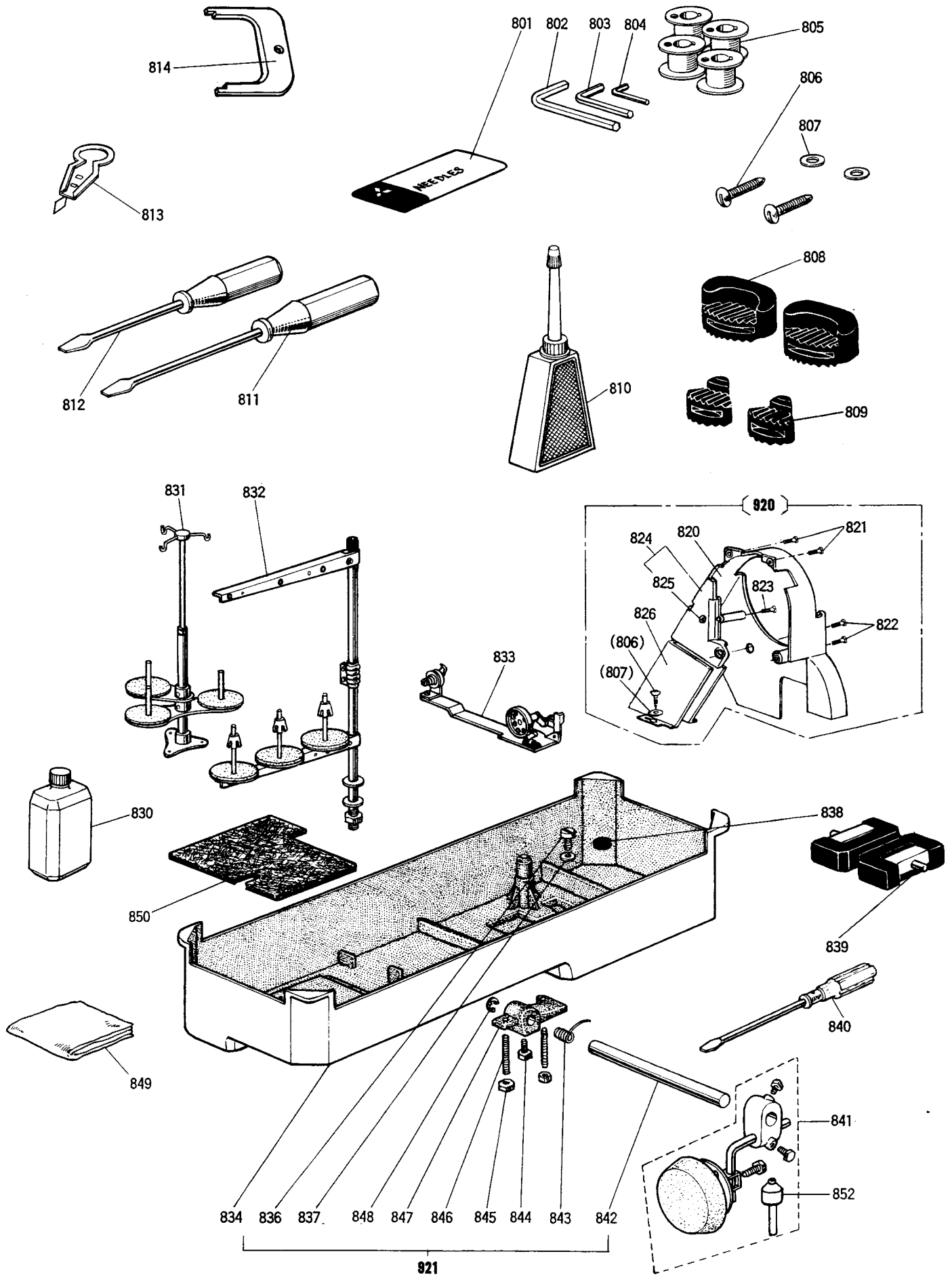


13 給油機構

OIL LUBRICATION MECHANISM

| Fig. No. | 部品コード Part No. | 部 品 名 | Description | 使用個数 Amt. Req. | | | | | |
|----------|-------------------|--------------|---|-------------------|-----|-----|----------|------|-----|
| | | | | LT2-2220 | | | LT2-2230 | | |
| | | | | LOB | MOB | BOB | LIT | MITW | BIT |
| 700 | M9 1106 004 | ブラマイネジ | $\frac{9}{64}(40) \times 8$ Screw $\frac{9}{64}(40) \times 8$ | 3 | 3 | 3 | 3 | 3 | 3 |
| 701 | MF 70A0 689 | ホルダ | Holder | 1 | 1 | 1 | 1 | 1 | 1 |
| 702 | MN 70A0 688 | パイプ | Pipe | 1 | 1 | 1 | 1 | 1 | 1 |
| 703 | MP 40A3 740 | フェルト | Felt | 2 | 2 | 1 | 2 | 2 | 1 |
| 704 | MN 70E0 688 | パイプヒモ (組) | Oil pipe & wick complete ... | 1 | 1 | 1 | 1 | 1 | 1 |
| 705 | MN 70E1 688 | パイプヒモ (組) | Oil pipe & wick complete ... | 1 | 1 | 1 | 1 | 1 | 1 |
| 706 | MN 70E0 138 | オイルタンク (組) | Oil tank complete | 1 | 1 | 1 | 1 | 1 | 1 |
| 707 | MN 70A0 691 | ガスケット | Gasket | 1 | 1 | 1 | 1 | 1 | 1 |
| 708 | M9 1402 010 | P黄銅サラネジ | M4×16 | 2 | 2 | 2 | 2 | 2 | 2 |
| 709 | MN 70A0 780 | ホルダ | Holder | 1 | 1 | 1 | 1 | 1 | 1 |
| 710 | MN 70E2 688 | パイプヒモ (組) | Oil pipe & wick complete ... | 1 | 1 | | 1 | 1 | |
| 711 | MN 70E7 688 | パイプ | 3D×1×500 | 1 | 1 | 1 | 1 | 1 | 1 |
| 712 | MN 70E8 688 | パイプ | 5D×1×360 | 1 | 1 | 1 | 1 | 1 | 1 |
| 713 | MN 70A2 688 | パイプ | Pipe | 1 | 1 | 1 | 1 | 1 | 1 |
| 714 | MN 70E3 688 | パイプ・フェルト (組) | Pipe & felt complete | 1 | 1 | 1 | 1 | 1 | 1 |
| 715 | M9 0903 002 | 平ネジ | $\frac{9}{64}(40) \times 6.5$ Screw $\frac{9}{64}(40) \times 6.5$ | 7 | 7 | 7 | 7 | 7 | 7 |
| 716 | M9 0304 053 | バネ座金 | 3.5 | 1 | 1 | 1 | 1 | 1 | 1 |
| 717 | MF 10A0 689 | ホルダ | Holder | 4 | 4 | 4 | 4 | 4 | 4 |
| 718 | MN 70A1 780 | ホルダ | Holder | 2 | 2 | 2 | 2 | 2 | 2 |
| 719 | M9 1107 002 | 平ネジ | $\frac{11}{64}(40) \times 5.5$ Screw $\frac{11}{64}(40) \times 5.5$ | 7 | 7 | 7 | 6 | 6 | 6 |
| 720 | MN 70A2 780 | ホルダ | Holder | 1 | 1 | 1 | 1 | 1 | 1 |
| 721 | M9 1109 004 | 座金付ブラマイネジ | $\frac{11}{64}(40) \times 9$ Screw $\frac{11}{64}(40) \times 9$ | 3 | 3 | 3 | 3 | 3 | 3 |
| 722 | M9 1111 001 | 止メネジ | $\frac{11}{64}(40) \times 10$ Screw $\frac{11}{64}(40) \times 10$ | 2 | 2 | 2 | 2 | 2 | 2 |
| 723 | MN 40A0 750 | ブッシュ | Bushing | 1 | 1 | 1 | 1 | 1 | 1 |
| 724 | MN 70E7 688 | パイプ | 3D×1×90 | 1 | 1 | 1 | 1 | 1 | 1 |
| 725 | M9 5007 063 | 特殊ピン | Pin | 1 | 1 | 1 | 1 | 1 | 1 |
| 726 | MN 40A1 572 | ツル巻バネ | Spring | 1 | 1 | 1 | 1 | 1 | 1 |
| 727 | MN 40A0 705 | バネ押エ | Spring holder | 1 | 1 | 1 | 1 | 1 | 1 |
| 728 | M9 0805 002 | 平ネジ | $\frac{1}{8}(44) \times 4.5$ Screw $\frac{1}{8}(44) \times 4.5$ | 1 | 1 | 1 | 1 | 1 | 1 |
| 729 | M9 0908 003 | 丸平ネジ | $\frac{9}{64}(40) \times 5$ Screw $\frac{9}{64}(40) \times 5$ | 1 | 1 | 1 | 1 | 1 | 1 |
| 730 | MN 40E0 337 | フィルタ | Filter | 1 | 1 | 1 | 1 | 1 | 1 |
| 731 | M9 0905 003 | 丸平ネジ | $\frac{9}{64}(40) \times 7$ Screw $\frac{9}{64}(40) \times 7$ | 1 | 1 | 1 | 1 | 1 | 1 |
| 732 | MN 70E1 601 | 取付板 (組) | Base plate complete | 1 | 1 | 1 | 1 | 1 | 1 |
| 733 | MP 40A4 689 | ホルダ | Holder | 1 | 1 | 1 | 1 | 1 | 1 |
| 734 | M9 0906 002 | 平ネジ | $\frac{9}{64}(40) \times 4.5$ Screw $\frac{9}{64}(40) \times 4.5$ | 1 | 1 | 1 | 1 | 1 | 1 |
| 736 | MN 70E7 688 | パイプ | 3D×1×325 | 1 | 1 | 1 | 1 | 1 | 1 |
| 737 | MQ 60A2 780 | ホルダ | Holder | 1 | 1 | 1 | 1 | 1 | 1 |
| 738 | MN 70A3 780 | ホルダ (右) | Holder (right) | 1 | 1 | 1 | 1 | 1 | 1 |
| 739 | MN 70A2 740 | フェルト | Felt | 2 | 2 | 2 | 2 | 2 | 2 |
| 740 | MN 70A4 780 | ホルダ (左) | Holder (left) | 1 | 1 | 1 | 1 | 1 | 1 |
| 741 | MN 50E0 742 | フタ (組) | Cover complete | 2 | 2 | 2 | 2 | 2 | 2 |
| 742 | MN 70E4 688 | パイプヒモ (組) | Oil pipe & wick complete ... | 1 | 1 | 1 | 1 | 1 | 1 |
| 743 | MN 70E5 688 | パイプヒモ (組) | Oil pipe & wick complete ... | 1 | 1 | 1 | 1 | 1 | 1 |
| 744 | MN 70E0 148 | ヒモ | $\phi 2.5 \times 35$ Oil wick $\phi 2.5 \times 35$ | 3 | 3 | 3 | 3 | 3 | 3 |
| 745 | MN 70E6 688 | パイプヒモ (組) | Oil pipe & wick complete ... | 1 | 1 | 1 | 1 | 1 | 1 |
| 746 | MN 70E7 688 | パイプ | 3D×1×480 | 1 | 1 | 1 | 1 | 1 | 1 |
| 747 | MN 70A5 780 | ホルダ | Holder | 3 | 3 | 3 | 2 | 2 | 2 |
| 748 | MN 70A6 780 | ホルダ | Holder | 1 | 1 | 1 | 1 | 1 | 1 |
| 749 | MP 40A0 571 | 油ツギ | Oil pipe connector | 1 | 1 | 1 | 1 | 1 | 1 |
| 750 | MN 70E7 688 | パイプ | 3D×1×50 | 1 | 1 | 1 | 1 | 1 | 1 |
| 751 | MP 1118 002 | 平ネジ | $\frac{11}{64}(40) \times 10$ Screw $\frac{11}{64}(40) \times 10$ | 2 | 2 | 2 | 2 | 2 | 2 |
| 752 | MN 70A0 429 | 支板 | Holding plate | 1 | 1 | 1 | 1 | 1 | 1 |
| 753 | MF 40A1 780 | ホルダ | Holder | 1 | 1 | 1 | 1 | 1 | 1 |
| 754 | MN 70A7 780 | ホルダ | Holder | 1 | 1 | 1 | 1 | 1 | 1 |

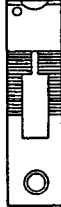




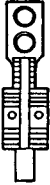
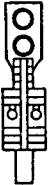
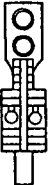




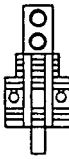


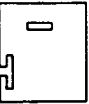
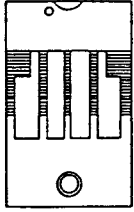
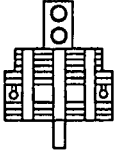
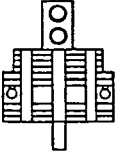
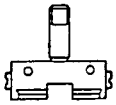
14 付属品
ACCESSORIES



14 付属品 ACCESSORIES

| Fig. No. | 部品コード Part. No. | 部 品 名 | Description | 使用個数 Amt. Req. | | | | | |
|----------|--------------------|-------------|--------------|-------------------|-----|-----|----------|------|-----|
| | | | | LT2-2220 | | | LT2-2230 | | |
| | | | | LOB | MOB | BOB | LIT | MFTW | BIT |
| 801 | MN 68A0 128 | ミ シ ン 針 | DPX5 #11 | 6 | | | 6 | | |
| | MV 01A0 128 | ミ シ ン 針 | DPX5 #14 | | 6 | | | 6 | |
| | MN 42A0 128 | ミ シ ン 針 | DPX5 #21 | | | 6 | | | 6 |
| 802 | MS 02A2 976 | 六角棒スバナ | 3 | | | | 1 | 1 | 1 |
| 803 | MS 02A1 976 | 六角棒スバナ | 2.5 | | | | 1 | 1 | 1 |
| 804 | MS 02A0 976 | 六角棒スバナ | 2 | | | | 1 | 1 | 1 |
| 805 | MN 40A0 123 | ボビ | | 4 | 4 | | | | |
| | MN 12B0 123 | ボビ | | | | 4 | | | |
| | MN 72A0 123 | ボビ | | | | | 4 | 4 | |
| | MN 74A0 123 | ボビ | | | | | | | 4 |
| 806 | M9 0403 041 | 丸木ネジ | 4.5×20 | 4 | 4 | 4 | 4 | 4 | 4 |
| 807 | M9 0550 050 | ガキ座金 | 5 | 4 | 4 | 4 | 4 | 4 | 4 |
| 808 | MN 70A0 419 | 防振ゴム | | 2 | 2 | 2 | 2 | 2 | 2 |
| 809 | MN 70A1 419 | 防振ゴム | | 2 | 2 | 2 | 2 | 2 | 2 |
| 810 | MF 60A0 137 | 油 差 シ | | 1 | 1 | 1 | 1 | 1 | 1 |
| 811 | MB 02A0 608 | ネ ジ 回 シ | (中) | 1 | 1 | 1 | 1 | 1 | 1 |
| 812 | MB 02A1 608 | ネ ジ 回 シ | (小) | 1 | 1 | 1 | 1 | 1 | 1 |
| 813 | MN 10A0 172 | 糸 通 シ | (組) | 1 | 1 | 1 | 1 | 1 | 1 |
| 814 | MF 01A0 565 | 反 射 板 調 整 具 | | | | | | | |
| 920 | MN 70E0 776 | ベルトカバー | (組)(国内のみ) | 1 | 1 | 1 | | | |
| | MN 72E0 776 | ベルトカバー | (組)(国内のみ) | | | | 1 | 1 | 1 |
| 820 | MF 01A0 776 | ベルトカバー | 1 | 1 | 1 | 1 | 1 | 1 | 1 |
| 821 | M9 1109 004 | PW付ブラマイネジ | 11/64(40)×8 | 2 | 2 | 2 | 2 | 2 | 2 |
| 822 | M9 1506 004 | ブラマイネジ | 15/64(28)×8 | 2 | 2 | 2 | 2 | 2 | 2 |
| 823 | M9 0410 037 | P ナ ベ ネ ジ | M4×8 | 1 | 1 | 1 | 1 | 1 | 1 |
| 824 | MF 01E1 776 | ベルトカバー | 2 | 1 | 1 | 1 | 1 | 1 | 1 |
| 825 | M9 1003 045 | ナ ッ ト | M4 | 1 | 1 | 1 | 1 | 1 | 1 |
| 826 | MF 01A1 776 | ベルトカバー | 3 | 1 | 1 | 1 | | | |
| | MN 72A0 776 | ベルトカバー | 3 | | | | 1 | 1 | 1 |
| 830 | MN 70E0 149 | 油 缶 | | 1 | 1 | 1 | 1 | 1 | 1 |
| 831 | MN 10E0 193 | 糸系立装 | 3本立(組)(海外用) | 1 | 1 | 1 | | | |
| 832 | MN 50E0 193 | 糸系立装 | 3本立(組)(国内用) | 1 | 1 | 1 | | | |
| | MN 50E0 193 | 糸系立装 | 3本立(組) | | | | 1 | 1 | 1 |
| 833 | MN 70E0 190 | 糸系巻仕掛 | (組) | 1 | 1 | | 1 | 1 | |
| | MN 69E0 190 | 糸系巻仕掛 | (組) | | | 1 | | | 1 |
| 834 | MP 40A0 139 | 油 槽 | | 1 | 1 | 1 | 1 | 1 | 1 |
| 836 | M9 2002 002 | 平 ね じ | 5/16(28)×8.2 | 1 | 1 | 1 | 1 | 1 | 1 |
| 837 | M9 7001 052 | 特 殊 座 金 | 14 | 1 | 1 | 1 | 1 | 1 | 1 |
| 838 | M9 0701 099 | O P - S 磁石 | | 1 | 1 | 1 | 1 | 1 | 1 |
| 839 | MF 01E0 418 | 蝶 番 | (組) | 2 | 2 | 2 | 2 | 2 | 2 |
| 840 | MF 00A0 608 | ネ ジ 回 シ | (大) | 1 | 1 | 1 | 1 | 1 | 1 |
| 841 | MN 40E0 727 | 小 物 部 品 | (組) | 1 | 1 | 1 | 1 | 1 | 1 |
| 842 | MF 20A1 723 | 膝 上 ゲ 軸 | | 1 | 1 | 1 | 1 | 1 | 1 |
| 843 | MF 20A1 729 | ネ リ バ ネ ト | | 1 | 1 | 1 | 1 | 1 | 1 |
| 844 | M9 2001 031 | 特 殊 ボ ル ト | | 1 | 1 | 1 | 1 | 1 | 1 |
| 845 | M9 1506 045 | ナ ッ ト | 15/64(28) | 2 | 2 | 2 | 2 | 2 | 2 |
| 846 | M9 1520 001 | 止 メ ネ ジ | 15/64(28)×27 | 2 | 2 | 2 | 2 | 2 | 2 |
| 847 | MN 70A0 724 | 膝 上 ゲ 腕 | | 1 | 1 | 1 | 1 | 1 | 1 |
| 848 | M9 0515 065 | E 形 止 メ 輪 | 9 | 1 | 1 | 1 | 1 | 1 | 1 |
| 849 | MF 60A0 734 | ビ ニール カバ ー | | 1 | 1 | 1 | 1 | 1 | 1 |
| 850 | MN 70A0 740 | フ ェ ル ト | | 1 | 1 | 1 | 1 | 1 | 1 |
| 852 | MN 40A0 578 | 膝 上 ゲ ビ ン | | 1 | 1 | 1 | 1 | 1 | 1 |
| 921 | MN 70E0 139 | 油 槽 | (組) | 1 | 1 | 1 | 1 | 1 | 1 |

15 ゲージ部品表(I) LT2-2220
GAUGE PARTS LIST (I)







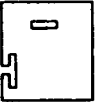






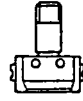
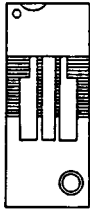
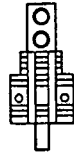
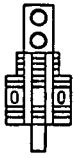

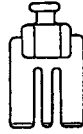
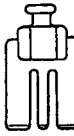
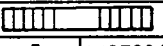
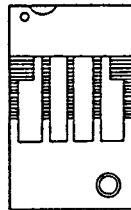
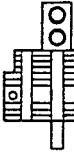

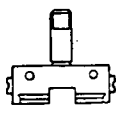

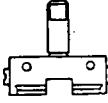

| 針板 Needle Plate | | | 送り Feed Dog | | | 押工 Presser Foot | 針ダキ Needle Clamp | スベリ板 (左) Slide Plate (L) | スベリ板 (右) Slide Plate (R) |
|---|---|-----|---|--|---|---|---|--|--|
| LOB | MOB | BOB | LOB | MOB | BOB | | | | |
|  $3/32 \sim 5/32$ | | |  針穴φ1.6 歯ピッチ 1.15 $3/32 \sim 5/32$ |  針穴φ1.9 歯ピッチ 1.7 $3/32 \sim 5/32$ |  針穴φ2.5 歯ピッチ 1.7 $3/32 \sim 5/32$ | | | | |
|  $3/16 \sim 3/8$ | | |  針穴φ1.6 歯ピッチ 1.15 $3/16 \sim 3/8$ |  針穴φ1.9 歯ピッチ 1.7 $3/16 \sim 3/8$ |  針穴φ2.5 歯ピッチ 1.7 $3/16 \sim 3/8$ |  LOB $3/32 \sim 3/8$ MOB $3/32 \sim 1 1/2$ |  $3/32 \sim 5/8$ | | |
| |  $1/2 \sim 3/4$ | | |  針穴φ1.9 歯ピッチ 1.7 $1/2 \sim 3/4$ |  針穴φ2.5 歯ピッチ 1.7 $1/2 \sim 3/4$ |  BOB $3/32 \sim 1 1/2$ | |  $3/32 \sim 1 1/2$ |  $3/32 \sim 1 1/2$ |
| |  $1/2 \sim 1 1/2$ | | |  針穴φ1.9 歯ピッチ 1.7 $1/2 \sim 1 1/2$ |  針穴φ2.5 歯ピッチ 1.7 $1/2 \sim 1 1/2$ | |  $3/4 \sim 1 1/2$ | | |

15 ゲージ部品表(I) LT2-2220
GAUGE PARTS LIST (I)

部品コード Parts No.

| 針巾寸法 Gauge Size | 針板 Needle Plate | 送り Feed Dog | 押工 Presser Foot | 針ダキ Needle Clamp | スベリ板(左) Slide Plate (L) | スベリ板(右) Slide Plate (R) |
|--|--------------------|----------------|--------------------|---------------------|----------------------------|----------------------------|
| TYPE LOB | | | | | | |
| 3/32(2.4 ^m /m) | MN10J3101 | MN70J1104 | MN10J3105 | MN57J2102 | MN70A1473 | MN70A1474 |
| 1/8(3.2 ^m /m) | MN10J4101 | MN70J2104 | MN10J4105 | MN57J3102 | MN70A1473 | MN70A1474 |
| 5/32(4 ^m /m) | MN10J5101 | MN70J3104 | MN10J5105 | MN57J4102 | MN70A1473 | MN70A1474 |
| 3/16(4.8 ^m /m) | MN10J6101 | MN70J4104 | MN10J6105 | MN57J5102 | MN70A1473 | MN70A1474 |
| 7/32(5.6 ^m /m) | MN10J7101 | MN70J5104 | MN10J7105 | MN57J6102 | MN70A1473 | MN70A1474 |
| 1/4(6.4 ^m /m) | MN10J8101 | MN70J6104 | MN10J8105 | MN57J7102 | MN70A1473 | MN70A1474 |
| 9/32(7.1 ^m /m) | MN70J1101 | MN70J7104 | MN70J1105 | MN57J8102 | MN70A1473 | MN70A1474 |
| 5/16(8 ^m /m) | MN10J9101 | MN70J8104 | MN10J9105 | MN57J9102 | MN70A2473 | MN70A1474 |
| 3/8(9.5 ^m /m) | MN10K1101 | MN70J9104 | MN10K1105 | MN57K1102 | MN70A2473 | MN70A1474 |
| TYPE MOB | | | | | | |
| 3/32(2.4 ^m /m) | MN10J3101 | MN10J3104 | MN10J3105 | MN57J2102 | MN70A1473 | MN70A1474 |
| 1/8(3.2 ^m /m) | MN10J4101 | MN10J4104 | MN10J4105 | MN57J3102 | MN70A1473 | MN70A1474 |
| 5/32(4 ^m /m) | MN10J5101 | MN10J5104 | MN10J5105 | MN57J4102 | MN70A1473 | MN70A1474 |
| 3/16(4.8 ^m /m) | MN10J6101 | MN10J6104 | MN10J6105 | MN57J5102 | MN70A1473 | MN70A1474 |
| 7/32(5.6 ^m /m) | MN10J7101 | MN10J7104 | MN10J7105 | MN57J6102 | MN70A1473 | MN70A1474 |
| 1/4(6.4 ^m /m) | MN10J8101 | MN10J8104 | MN10J8105 | MN57J7102 | MN70A1473 | MN70A1474 |
| 5/16(8 ^m /m) | MN10J9101 | MN10J9104 | MN10J9105 | MN57J9102 | MN70A2473 | MN70A1474 |
| 3/8(9.5 ^m /m) | MN10K1101 | MN10K1104 | MN10K1105 | MN57K1102 | MN70A2473 | MN70A1474 |
| 1/2(12.7 ^m /m) | MN10K3101 | MN10K3104 | MN10K3105 | MN57K3102 | MN70A3473 | MN70A1474 |
| 5/8(16 ^m /m) | MN10K4101 | MN10K4104 | MN10K4105 | MN57K5102 | MN70A3473 | MN70A1474 |
| 3/4(19.1 ^m /m) | MN10K5101 | MN10K5104 | MN10K5105 | MN57K6102 | MN70A4473 | MN70A2474 |
| 1(25.4 ^m /m) | MN10K6101 | MN10K6104 | MN10K6105 | MN57K8102 | MN70A5473 | MN70A2474 |
| 1 ¹ / ₈ (28.5 ^m /m) | MN10K7101 | MN10K7104 | MN10K7105 | MN57K9102 | MN70A6473 | MN70A2474 |
| 1 ¹ / ₄ (31.8 ^m /m) | MN10K8101 | MN10K8104 | MN10K8105 | MN58K1102 | MN70A6473 | MN70A2474 |
| 1 ¹ / ₂ (38.1 ^m /m) | MN10K9101 | MN10K9104 | MN10K9105 | MN58K3102 | MN70A7473 | MN70A2474 |
| TYPE BOB | | | | | | |
| 3/32(2.4 ^m /m) | MN42J3101 | MN10J3104 | MN52J3105 | MN57J2102 | MN70A1473 | MN70A1474 |
| 1/8(3.2 ^m /m) | MN26J4101 | MN12J4104 | MN12J4105 | MN57J3102 | MN70A1473 | MN70A1474 |
| 5/32(4 ^m /m) | MN42J5101 | MN12J5104 | MN52J5105 | MN57J4102 | MN70A1473 | MN70A1474 |
| 3/16(4.8 ^m /m) | MN26J6101 | MN26J6104 | MN26J6105 | MN57J5102 | MN70A1473 | MN70A1474 |
| 7/32(5.6 ^m /m) | MN42J7101 | MN12J7104 | MN52J7105 | MN57J6102 | MN70A1473 | MN70A1474 |
| 1/4(6.4 ^m /m) | MN26J8101 | MN26J8104 | MN26J8105 | MN57J7102 | MN70A1473 | MN70A1474 |
| 5/16(8 ^m /m) | MN26J9101 | MN26J9104 | MN26J9105 | MN57J9102 | MN70A2473 | MN70A1474 |
| 3/8(9.5 ^m /m) | MN26K1101 | MN26K1104 | MN26K1105 | MN57K1102 | MN70A2473 | MN70A1474 |
| 1/2(12.7 ^m /m) | MN26K3101 | MN12K3104 | MN26K3105 | MN57K3102 | MN70A3473 | MN70A1474 |
| 5/8(16 ^m /m) | MN42K4101 | MN12K4104 | MN52K4105 | MN57K5102 | MN70A3473 | MN70A1474 |
| 3/4(19.1 ^m /m) | MN42K5101 | MN12K5104 | MN52K5105 | MN57K6102 | MN70A4473 | MN70A2474 |
| 1(25.4 ^m /m) | MN42K6101 | MN12K6104 | MN52K6105 | MN57K8102 | MN70A5473 | MN70A2474 |
| 1 ¹ / ₈ (28.5 ^m /m) | MN42K7101 | MN12K7104 | MN52K7105 | MN57K9102 | MN70A6473 | MN70A2474 |
| 1 ¹ / ₄ (31.8 ^m /m) | MN42K8101 | MN12K8104 | MN52K8105 | MN58K1102 | MN70A6473 | MN70A2474 |
| 1 ¹ / ₂ (38.1 ^m /m) | MN70J2101 | MN70K1104 | MN70J2105 | MN58K3102 | MN70A7473 | MN70A2474 |

16 ゲージ部品表(II) LT2-2230
GAUGE PARTS LIST (II)

| 針板 Needle Plate | | | 送り Feed Dog | | | | 押工 Presser Foot | 針ダキ Needle Clamp | スベリ板 (左) Slide Plate (L) | スベリ板 (右) Slide Plate (R) |
|---|------|-----|---|---|--|---|---|---|--|---|
| L1T | MITW | BIT | L1T | MITW | MITW (デニム用 Denim) | BIT | | | | |
|  | | |  |  |  |  | | |  |  |
| 3/32~5/32 | | | 針穴φ1.6 歯ピッチ 1.15 3/32~5/32 | 針穴φ1.8 歯ピッチ 1.7 3/32~5/32 | 針穴 1.8×2.8 歯ピッチ 1.7 3/32~5/32 | 針穴 2×3.2 歯ピッチ 1.7 3/32~5/32 | | | 3/32~1 1/2 | 3/32~1 1/2 |
|  | | |  |  |  |  |  |  | | |
| 3/16~3/8 | | | 針穴φ1.6 歯ピッチ 1.15 3/16~3/8 | 針穴φ1.8 歯ピッチ 1.7 3/16~3/8 | 針穴 1.8×2.8 歯ピッチ 1.7 3/16~3/8 | 針穴 2.2×3.2 歯ピッチ 1.7 3/16~3/8 | LIT 3/32~3/16 MITW 3/32~1 1/2 | 3/32~5/8 | | |
|  | | |  |  |  |  |  | | Fig. 551 植え込みボルト Connecting Bolt  | |
| 1/2~3/4 | | | 針穴φ1.8 歯ピッチ 1.7 1/2~3/4 | 針穴φ1.8 歯ピッチ 1.7 1/2~3/4 | 針穴 1.8×2.8 歯ピッチ 1.7 1/2~3/4 | 針穴 2.2×3.2 歯ピッチ 1.7 1/2~3/4 | BIT 3/32~1 1/2 | | 3/32~5/8 M95004023 | 3/4~1 1/2 M95006023 |
|  | | |  |  |  |  | |  | Fig. 690 ワイパー Wiper  | |
| 1~1 1/2 | | | 針穴φ1.8 歯ピッチ 1.7 1~1 1/2 | 針穴φ1.8 歯ピッチ 1.7 1~1 1/2 | 針穴 1.8×2.8 歯ピッチ 1.7 1~1 1/2 | 針穴 2.2×3.2 歯ピッチ 1.7 1~1 1/2 | | 3/4~1 1/2 | 3/32~1 1/2 MN72A0980 | 5/8~3/4 MN72A1980 |
| | | | | | | | | | 1~1 1/8 MN72A2980 | 1 1/4~1 1/2 MN72A3980 |

16 ゲージ部品表(II) LT2-2230
GAUGE PARTS LIST (II)

部品コード Parts No.

| 針巾寸法 Gauge Size | 針板 Needle Plate | 送り Feed Dog | 送り(デニム) Feed Dog (for Denim) | 押工 Presser Foot | 針ダキ Needle Clamp | スベリ板(左) Slide Plate (L) | スベリ板(右) Slide Plate (R) |
|--------------------|--------------------|----------------|------------------------------------|--------------------|------------------------|-------------------------------|-------------------------------|
| TYPE LIT | | | | | | | |
| $3/32(2.4^m/m)$ | MN50J3101 | MN72J1104 | | MN10J3105 | MN57J2102 | MN72A1473 | MN72A1474 |
| $1/8(3.2^m/m)$ | MN50J4101 | MN72J2104 | | MN10J4105 | MN57J3102 | MN72A1473 | MN72A1474 |
| $5/32(4^m/m)$ | MN50J5101 | MN72J3104 | | MN10J5105 | MN57J4102 | MN72A1473 | MN72A1474 |
| $3/16(4.8^m/m)$ | MN50H6101 | MN72J4104 | | MN10J6105 | MN57J5102 | MN72A1473 | MN72A1474 |
| $7/32(5.6^m/m)$ | MN50J7101 | MN72J5104 | | MN10J7105 | MN57J6102 | MN72A1473 | MN72A1474 |
| $1/4(6.4^m/m)$ | MN50J8101 | MN72J6104 | | MN10J8105 | MN57J7102 | MN72A1473 | MN72A1474 |
| $5/16(8^m/m)$ | MN50J9101 | MN72J7104 | | MN10J9105 | MN57J9102 | MN72A2473 | MN72A1474 |
| $3/8(9.5^m/m)$ | MN50K1101 | MN72J8104 | | MN10K1105 | MN57K1102 | MN72A2473 | MN72A1474 |
| TYPE MITW | | | | | | | |
| $3/32(2.4^m/m)$ | MN50J3101 | MN50J3104 | MN50J3104 | MN10J3105 | MN57J2102 | MN72A1473 | MN72A1474 |
| $1/8(3.2^m/m)$ | MN50J4101 | MN50J4104 | MN60J4104 | MN10J4105 | MN57J3102 | MN72A1473 | MN72A1474 |
| $5/32(4^m/m)$ | MN50J5101 | MN50J5104 | MN51J5104 | MN10J5105 | MN57J4102 | MN72A1473 | MN72A1474 |
| $3/16(4.8^m/m)$ | MN50H6101 | MN50J6104 | MN51H6104 | MN10J6105 | MN57J5102 | MN72A1473 | MN72A1474 |
| $7/32(5.6^m/m)$ | MN50J7101 | MN50J7104 | MN51J7104 | MN10J7105 | MN57J6102 | MN72A1473 | MN72A1474 |
| $1/4(6.4^m/m)$ | MN50J8101 | MN50J8104 | MN51J8104 | MN10J8105 | MN57J7102 | MN72A1473 | MN72A1474 |
| $5/16(8^m/m)$ | MN50J9101 | MN50J9104 | MN51J9104 | MN10J9105 | MN57J9102 | MN72A2473 | MN72A1474 |
| $3/8(9.5^m/m)$ | MN50K1101 | MN50K1104 | MN51K1104 | MN10K1105 | MN57K1102 | MN72A2473 | MN72A1474 |
| $1/2(12.7^m/m)$ | MN50K3101 | MN50K3104 | MN51K3104 | MN10K3105 | MN57K3102 | MN72A3473 | MN72A1474 |
| $5/8(16^m/m)$ | MN50K4101 | MN50K4104 | MN51K4104 | MN10K4105 | MN57K5102 | MN72A3473 | MN72A1474 |
| $3/4(19.1^m/m)$ | MN50K5101 | MN50K5104 | MN51K5104 | MN10K5105 | MN57K6102 | MN72A4473 | MN72A2474 |
| 1(25.4^m/m) | MN50K6101 | MN50K6104 | MN51K6104 | MN10K6105 | MN57K8102 | MN72A5473 | MN72A2474 |
| $1^1/8(28.5^m/m)$ | MN50K7101 | MN50K7104 | MN51K7104 | MN10K7105 | MN57K9102 | MN72A6473 | MN72A2474 |
| $1^1/4(31.8^m/m)$ | MN50K8101 | MN50K8104 | MN51K8104 | MN10K8105 | MN58K1102 | MN72A6473 | MN72A2474 |
| $1^1/2(38.1^m/m)$ | MN50K9101 | MN50K9104 | MN72K1104 | MN10K9105 | MN58K3102 | MN72A7473 | MN72A2474 |
| TYPE BIT | | | | | | | |
| $3/32(2.4^m/m)$ | MN52J3101 | MN52J3104 | | MN52J3105 | MN57J2102 | MN72A1473 | MN72A1474 |
| $1/8(3.2^m/m)$ | MN52J4101 | MN52J4104 | | MN26J4105 | MN57J3102 | MN72A1473 | MN72A1474 |
| $5/32(4^m/m)$ | MN52J5101 | MN52J5104 | | MN52J5105 | MN57J4102 | MN72A1473 | MN72A1474 |
| $3/16(4.8^m/m)$ | MN52J6101 | MN52J6104 | | MN26J6105 | MN57J5102 | MN72A1473 | MN72A1474 |
| $7/32(5.6^m/m)$ | MN52J7101 | MN52J7104 | | MN52J7105 | MN57J6102 | MN72A1473 | MN72A1474 |
| $1/4(6.4^m/m)$ | MN52J8101 | MN52J8104 | | MN26J8105 | MN57J7102 | MN72A1473 | MN72A1474 |
| $5/16(8^m/m)$ | MN52J9101 | MN52J9104 | | MN26J9105 | MN57J9102 | MN72A2473 | MN72A1474 |
| $3/8(9.5^m/m)$ | MN52K1101 | MN52K1104 | | MN26K1105 | MN57K1102 | MN72A2473 | MN72A1474 |
| $1/2(12.7^m/m)$ | MN52K3101 | MN52K3104 | | MN26K3105 | MN57K3102 | MN72A3473 | MN72A1474 |
| $5/8(16^m/m)$ | MN52K4101 | MN52K4104 | | MN52K4105 | MN57K5102 | MN72A3473 | MN72A1474 |
| $3/4(19.1^m/m)$ | MN52K5101 | MN52K5104 | | MN52K5105 | MN57K6102 | MN72A4473 | MN72A2474 |
| 1(25.4^m/m) | MN52K6101 | MN52K6104 | | MN52K6105 | MN57K8102 | MN72A5473 | MN72A2474 |
| $1^1/8(28.5^m/m)$ | MN52K7101 | MN52K7104 | | MN52K7105 | MN57K9102 | MN72A6473 | MN72A2474 |
| $1^1/4(31.8^m/m)$ | MN52K8101 | MN52K8104 | | MN52K8105 | MN58K1102 | MN72A6473 | MN72A2474 |
| $1^1/2(38.1^m/m)$ | MN72K1101 | MN52K9104 | | MN70J2105 | MN58K3102 | MN72A7473 | MN72A2474 |